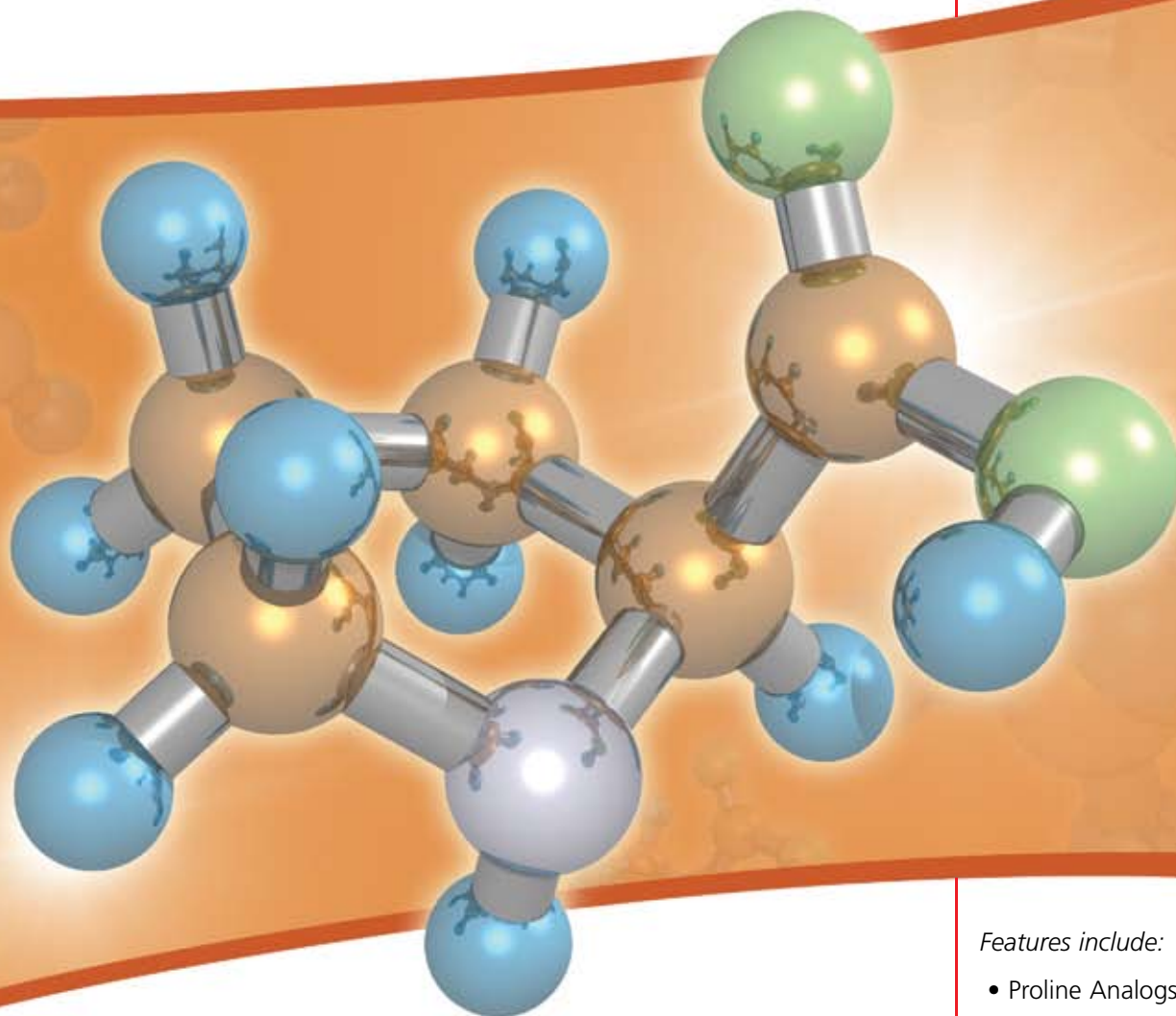


# ChemFiles

Vol. 7, No. 9

**ALDRICH**  
Chemistry

## Organocatalysis



*L-Proline, the archetype  
of modern asymmetric  
organocatalysts*

*Features include:*

- Proline Analogs
- MacMillan Imidazolidinone OrganoCatalysts™
- Chiral Phosphoric Acids
- Jacobsen Thioureas
- Cinchona Alkaloids

**SIGMA-ALDRICH™**

## Introduction

Organocatalysis and its asymmetric variant have emerged as new and powerful tools in chemical synthesis. Hardly a day passes without a new method being published on the synthesis of new chiral building blocks or complex molecular structures in a few steps beginning with cheap, readily available starting materials. At Sigma-Aldrich, we believe there is a need to provide our customers with the most extensive portfolio of commercially available organocatalysts. In addition, we offer at the end of this *ChemFiles* a comprehensive list of dedicated books and review articles on organocatalysis.

We are committed to being your preferred supplier of organocatalysts. Please visit [sigma-aldrich.com/organocatalysis](http://sigma-aldrich.com/organocatalysis) for a comprehensive listing of these products. If you cannot find a desired product, "Please Bother Us." at [Daniel.Weibel@sial.com](mailto:Daniel.Weibel@sial.com) or contact your local Sigma-Aldrich office (see back cover). We welcome your input to broaden our product range even further.

## Let *Discovery*<sup>CPR</sup> Put High Throughput Back in Your Operation!

### The New Standard in Reagent Management for Medicinal Chemistry and Organic Synthesis

Flexible | Efficient | Convenient

- Internet-based reagent database and procurement
- Powerful new batch-search and reporting capabilities
- Determine price and availability from your desktop
- From micromoles to grams
- 24–48 hour turnaround time for most compounds
- Reduce waste; eliminate on-site stocking and inventory management
- Specify vial type, atmosphere, labeling/bar-coding, packaging
- No minimum order required



To register for an Internet ordering account or to submit inquiries:

***DiscoveryCPR.com***

### ***Discovery*<sup>CPR</sup>**

Custom Packaged Reagents from Sigma-Aldrich puts high throughput back into your chemistry!

When projects demand custom arrays of reagents, *Discovery*<sup>CPR</sup> can meet the challenge.

## About Our Cover

The cover illustration depicts the proteinogenic amino acid L-proline. Labeled by Jacobsen as the "simplest enzyme", L-proline is capable of effecting a variety of organocatalytic asymmetric transformations.

# ChemFiles

Vol. 7 No. 9

**Aldrich Chemical Co., Inc.**  
**Sigma-Aldrich Corporation**  
 6000 N. Teutonia Ave.  
 Milwaukee, WI 53209, USA

### To Place Orders

Telephone 800-325-3010 (USA)  
 FAX 800-325-5052 (USA)

### Customer & Technical Services

Customer Inquiries 800-325-3010  
 Technical Service 800-231-8327  
 SAFC™ 800-244-1173  
 Custom Synthesis 800-244-1173  
 Flavors & Fragrances 800-227-4563  
 International 414-438-3850  
 24-Hour Emergency 414-438-3850  
 Web Site [sigma-aldrich.com](http://sigma-aldrich.com)  
 Email [aldrich@sial.com](mailto:aldrich@sial.com)

### Subscriptions

To request your **FREE** subscription to *ChemFiles*, please contact us by:

Phone: 800-325-3010 (USA)

Mail: **Attn: Marketing Communications**  
**Aldrich Chemical Co., Inc.**  
**Sigma-Aldrich Corporation**  
 P.O. Box 355  
 Milwaukee, WI 53201-9358

Email: [sams-usa@sial.com](mailto:sams-usa@sial.com)

International customers, please contact your local Sigma-Aldrich office. For worldwide contact information, please see back cover.

*ChemFiles* are also available in PDF format on the Internet at [sigma-aldrich.com/chemfiles](http://sigma-aldrich.com/chemfiles).

Aldrich brand products are sold through Sigma-Aldrich, Inc. Sigma-Aldrich, Inc. warrants that its products conform to the information contained in this and other Sigma-Aldrich publications. Purchaser must determine the suitability of the product for its particular use. See reverse side of invoice or packing slip for additional terms and conditions of sale.

All prices are subject to change without notice.

*ChemFiles* (ISSN 1933-9658) is a publication of Aldrich Chemical Co., Inc. Aldrich is a member of the Sigma-Aldrich Group. © 2007 Sigma-Aldrich Co.

## Proline Analogs

The first examples were reported in the mid-70s, when L-proline was applied to Robinson annulation reactions. However, the big potential of proline as an organocatalyst was discovered at the beginning of the 21<sup>st</sup> century.

The bifunctional structure of the sole cyclic proteinogenic amino acid is a crucial factor. L-proline contains both a nucleophilic secondary amino group and a carboxylic acid moiety functioning as a Brønsted acid. This facilitates a highly pre-organized transition state during the reaction pathway, which results in exceptionally high enantioselectivities.

As a small organic molecule, proline is available in both enantiomeric forms, which is a definite advantage over enzymatic methods. Numerous proline-catalyzed reactions have been developed (**Scheme 1**).<sup>1</sup>

Stimulated by such a vast number of successful examples, many research groups have developed synthetic proline analogs with optimized properties. Some examples are presented here in more detail.

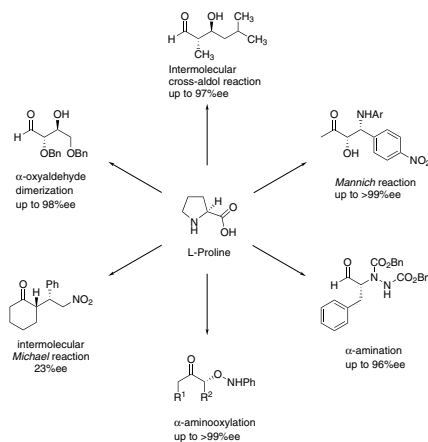
The catalytic asymmetric  $\alpha$ -alkylation of aldehydes was described by List.<sup>2</sup> This transformation had been accomplished with the help of covalently attached auxiliaries. In comparison to L-proline,  $\alpha$ -methyl-L-proline (**17249**) gives higher enantioselectivities and improved reaction rates (**Scheme 2**).

Organocatalytic cyclopropanation reactions were typically performed using catalyst-bound ylides. However, MacMillan demonstrated that activation of olefin substrates using catalytic (*S*)-(-)-indoline-2-carboxylic acid (**346802**) is a viable route for the formation of highly enantioenriched cyclopropanes (**Scheme 3**).<sup>3</sup>

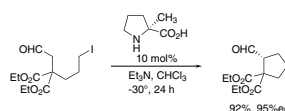
Prof. Karl Anker Jørgensen and his group have developed (*R*)- and (*S*)- $\alpha$ , $\alpha$ -bis[3,5-bis(trifluoromethyl)phenyl]-2-pyrrolidinemethanol trimethylsilyl ether (**677019** and **677213** resp.), which serve as excellent chiral organocatalysts in the direct organocatalytic  $\alpha$ -functionalization of aldehydes. In the field of asymmetric synthesis this stereoselective functionalization certainly represents an important breakthrough. Jørgensen's diarylprolinol silylether reagents were shown to catalyze a variety of bond-forming reactions such as C–C, C–N, C–O, C–S, and C–Hal in high yields and excellent levels of enantiocontrol (**Scheme 4**).<sup>4</sup>

Enders and co-workers have developed a chemo-, diastereo-, and enantioselective three-component domino reaction, accomplished with proline-derived organocatalyst **677183** and low cost, simple starting materials, leading to tetra-substituted cyclohexene carbaldehydes (**Scheme 5**).<sup>5</sup> The four stereogenic centers are generated in three consecutive carbon–carbon bond formations, i.e., Michael/Michael/aldol condensation with high diastereo- and complete enantiocontrol. Thus, this domino reaction opens up a simple and flexible entry to polyfunctional cyclohexene building blocks.

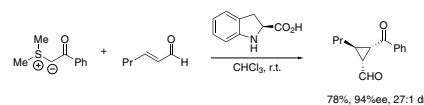
**References:** (1) (a) Mannich reaction: List, B.; Pojarliev, P.; Biller, W. T.; Martin, H. J. *J. Am. Chem. Soc.* **2002**, *124*, 827. (b)  $\alpha$ -Amination: List, B. *J. Am. Chem. Soc.* **2002**, *124*, 5656. (c)  $\alpha$ -Aminoxylation: Zhong, G. *Angew. Chem. Int. Ed.* **2003**, *42*, 4247. Brown, S. P.; Brochu, M. P.; Sinz, C. J.; MacMillan, D. W. C. *J. Am. Chem. Soc.* **2003**, *125*, 10808; Bøgevig, A.; Sundén, H.; Córdova, A. *Angew. Chem. Int. Ed.* **2004**, *43*, 1109. (d) Michael addition: List, B.; Pojarliev, P.; Martin, H. *J. Org. Lett.* **2001**, *3*, 2423. (e)  $\alpha$ -Oxyaldehyde dimerization: Northrup, A. B.; Mangion, I. K.; Hettche, F.; MacMillan, D. W. C. *Angew. Chem. Int. Ed.* **2004**, *43*, 2152. (f) Cross-aldol reaction: Northrup, A. B.; MacMillan, D. W. C. *J. Am. Chem. Soc.* **2002**, *124*, 6798. (2) Vignola, N.; List, B. *J. Am. Chem. Soc.* **2003**, *125*, 450. (3) Kunz, R. K.; MacMillan, D. W. C. *J. Am. Chem. Soc.* **2005**, *127*, 3240. (4) (a) Franzén, J.; Marigo, M.; Fielenbach, D.; Wabnitz, T. C.; Kjærsgaard, A.; Jørgensen, K. A. *J. Am. Chem. Soc.* **2005**, *127*, 18296. (b) Bøgevig, A.; Juhl, K.; Kumaragurubaran, N.; Zhuang, W.; Jørgensen, K. A. *Angew. Chem. Int. Ed.* **2002**, *41*, 1790. (c) Marigo, M.; Jørgensen, K. A.  $\alpha$ -Heteroatom Functionalization. In *Enantioselective Organocatalysis*; Dalko, P. I., Ed.; Wiley-VCH: Weinheim, 2007; Chapter 2.2. (d) Marigo, M.; Schulte, T.; Franzén, J.; Jørgensen, K. A. *J. Am. Chem. Soc.* **2005**, *127*, 15710. (e) Marigo, M.; Franzén, J.; Poulsen, T. B.; Zhuang, W.; Jørgensen, K. A. *J. Am. Chem. Soc.* **2005**, *127*, 6964. (f) Carlone, A.; Bartoli, G.; Bosco, M.; Sambri, L.; Melchiorre, P. *Angew. Chem. Int. Ed.* **2007**, *46*, 4504. (g) Ibrahim, I.; Rios, R.; Vesely, J.; Hammar, P.; Eriksson, L.; Himoto, F.; Córdova, A. *Angew. Chem. Int. Ed.* **2007**, *46*, 4507. (5) Enders, D.; Hüttel, M. R. M.; Grondal, C.; Raabe, G. *Science* **2006**, *441*, 861.



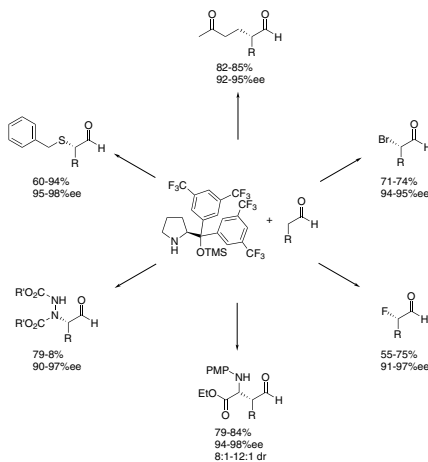
**Scheme 1**



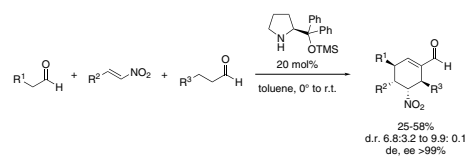
**Scheme 2**



**Scheme 3**




**Scheme 4**




**Scheme 5**


**L-Proline, ≥99% (TLC)**

C <sub>5</sub> H <sub>9</sub> NO <sub>2</sub> FW 115.13 [147-85-3]	
P0380-10MG	10 mg
P0380-100G	100 g
P0380-1KG	1 kg
P0380-5KG	5 kg


**D-Proline, ≥99%**

C <sub>5</sub> H <sub>9</sub> NO <sub>2</sub> FW 115.13 [344-25-2]	
858919-500MG	500 mg
858919-5G	5 g

**α-Methyl-L-proline, ≥98.0% (TLC)**

C <sub>6</sub> H <sub>11</sub> NO <sub>2</sub> FW 129.16 [42856-71-3]	
17249-250MG	250 mg
17249-1G	1 g

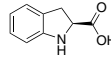
**3,4-Dehydro-L-proline, ≥99.0% (TLC)**

C <sub>5</sub> H <sub>7</sub> NO <sub>2</sub> FW 113.11 [4043-88-3]	
30890-10MG	10 mg
30890-50MG	50 mg


**(R)-(+)-Indoline-2-carboxylic acid, ≥97.0% (T)**

C <sub>9</sub> H <sub>9</sub> NO <sub>2</sub> FW 163.17 [98167-06-7]	
51266-500MG-F	500 mg


**(S)-(-)-Indoline-2-carboxylic acid, 99%**

C <sub>9</sub> H <sub>9</sub> NO <sub>2</sub> FW 163.17 [79815-20-6]	
346802-1G	1 g
346802-5G	5 g


**L-Azetidine-2-carboxylic acid, ≥98.0% (NT)**

C <sub>4</sub> H <sub>7</sub> NO <sub>2</sub> FW 101.10 [2133-34-8]	
11542-500MG	500 mg
11542-2.5G	2.5 g


**L-Pipecolic acid, 99%**

C <sub>6</sub> H <sub>11</sub> NO <sub>2</sub> FW 129.16 [3105-95-1]	
237752-25MG	25 mg
237752-100MG	100 mg

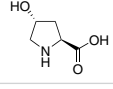
**D-Pipecolinic acid, 99%**

C <sub>6</sub> H <sub>11</sub> NO <sub>2</sub> FW 129.16 [1723-00-8]	
268062-25MG	25 mg
268062-100MG	100 mg

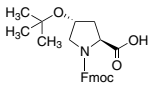
**trans-3-Hydroxy-L-proline, ≥98.0% (NT)**

C <sub>5</sub> H <sub>9</sub> NO <sub>3</sub> FW 131.13 [4298-08-2]	
56244	


**trans-4-Hydroxy-L-proline, ≥99%**

C <sub>5</sub> H <sub>9</sub> NO <sub>3</sub> FW 131.13 [51-35-4]	
H54409-2.5G	2.5 g
H54409-10G	10 g
H54409-25G	25 g
H54409-100G	100 g


**Fmoc-Hyp(tBu)-OH, ≥98.0% (HPLC)**

C <sub>24</sub> H <sub>27</sub> NO <sub>5</sub> FW 409.47 [122996-47-8]	
47517-5G-F	5 g


**L-4-Thiazolidinecarboxylic acid, 98%**

C <sub>4</sub> H <sub>7</sub> NO <sub>2</sub> S FW 133.17 [34592-47-7]	
T27502-10G	10 g
T27502-100G	100 g

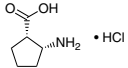
**L-Prolinamide, 98%**

C <sub>5</sub> H <sub>10</sub> N <sub>2</sub> O FW 114.15 [7531-52-4]	
287059-250MG	250 mg
287059-1G	1 g

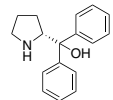
**(S)-5-(-)-(2-Pyrrolidiny)-1H-tetrazole**

C <sub>5</sub> H <sub>9</sub> N <sub>5</sub> FW 139.16 [33878-70-5]	
684341-100MG	100 mg
684341-500MG	500 mg

**cis-2-Amino-1-cyclopentanecarboxylic acid hydrochloride, ≥95.0% (AT)**

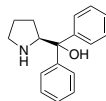
C <sub>6</sub> H <sub>11</sub> NO <sub>2</sub> · HCl FW 165.62 [18414-30-7]	
30249-1G-F	1 g

**(R)-(+)-α,α-Diphenyl-2-pyrrolidinemethanol, 98%**

C <sub>17</sub> H <sub>19</sub> NO FW 253.34 [22348-32-9]	
382337-100MG	100 mg
382337-1G	1 g
382337-5G	5 g

**(S)-(-)- $\alpha,\alpha$ -Diphenyl-2-pyrrolidinemethanol, 99%**

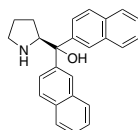
C<sub>17</sub>H<sub>19</sub>NO  
FW 253.34  
[112068-01-6]



368199-1G 1 g  
368199-5G 5 g

**(S)-(-)- $\alpha,\alpha$ -Di(2-naphthyl)-2-pyrrolidinemethanol, 99%**

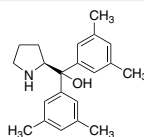
C<sub>25</sub>H<sub>23</sub>NO  
FW 353.46  
[127986-84-9]



445398-1G 1 g

**(S)- $\alpha,\alpha$ -Bis(3,5-dimethylphenyl)-2-pyrrolidinemethanol,  $\geq 99\%$  (HPLC)**

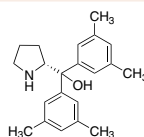
C<sub>21</sub>H<sub>27</sub>NO  
FW 309.45  
[131180-63-7]



670731-500MG 500 mg

**(R)- $\alpha,\alpha$ -Bis(3,5-dimethylphenyl)-2-pyrrolidinemethanol,  $\geq 99\%$  (HPLC)**

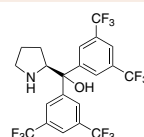
C<sub>21</sub>H<sub>27</sub>NO  
FW 309.45  
[948595-01-5]



670847-500MG 500 mg

**(S)- $\alpha,\alpha$ -Bis[3,5-bis(trifluoromethyl)phenyl]-2-pyrrolidinemethanol**

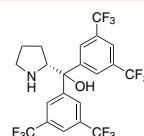
C<sub>21</sub>H<sub>15</sub>F<sub>12</sub>NO  
FW 525.33  
[848821-76-1]



670960-1G 1 g

**(R)- $\alpha,\alpha$ -Bis[3,5-bis(trifluoromethyl)phenyl]-2-pyrrolidinemethanol**

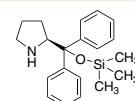
C<sub>21</sub>H<sub>15</sub>F<sub>12</sub>NO  
FW 525.33



671746-1G 1 g

**(S)-(-)- $\alpha,\alpha$ -Diphenyl-2-pyrrolidinemethanol trimethylsilyl ether, 95%**

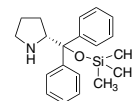
C<sub>20</sub>H<sub>27</sub>NOSi  
FW 325.52  
[848821-58-9]



677183-1G 1 g  
677183-5G 5 g

**(R)-(+)- $\alpha,\alpha$ -Diphenyl-2-pyrrolidinemethanol trimethylsilyl ether, 96%**

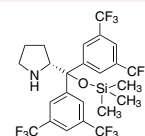
C<sub>20</sub>H<sub>27</sub>NOSi  
FW 456.40



677191-1G 1 g  
677191-5G 5 g

**(R)- $\alpha,\alpha$ -Bis[3,5-bis(trifluoromethyl)phenyl]-2-pyrrolidinemethanol trimethylsilyl ether,  $\geq 97.0\%$** 

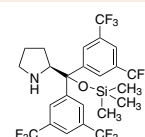
C<sub>24</sub>H<sub>23</sub>F<sub>12</sub>NOSi  
FW 597.51



677213-1G 1 g  
677213-5G 5 g

**(S)- $\alpha,\alpha$ -Bis[3,5-bis(trifluoromethyl)phenyl]-2-pyrrolidinemethanol trimethylsilyl ether,  $\geq 97.0\%$** 

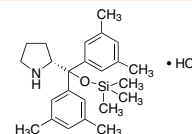
C<sub>24</sub>H<sub>23</sub>F<sub>12</sub>NOSi  
FW 597.51  
[848821-61-4]



677019-1G 1 g  
677019-5G 5 g

**(R)- $\alpha,\alpha$ -Bis(3,5-dimethylphenyl)-2-pyrrolidinemethanol trimethylsilyl ether hydrochloride**

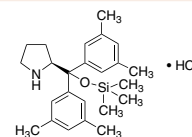
C<sub>24</sub>H<sub>35</sub>NOSi · HCl  
FW 418.09



671304-500MG 500 mg

**(S)- $\alpha,\alpha$ -Bis(3,5-dimethylphenyl)-2-pyrrolidinemethanol trimethylsilyl ether hydrochloride**

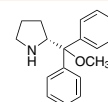
C<sub>24</sub>H<sub>35</sub>NOSi · HCl  
FW 418.09



671428-500MG 500 mg

**(R)-2-(Methoxydiphenylmethyl)pyrrolidine, 95% (HPLC)**

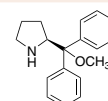
C<sub>18</sub>H<sub>21</sub>NO  
FW 267.37  
[948595-05-9]



670308-100MG 100 mg  
670308-500MG 500 mg

**(S)-2-(Methoxydiphenylmethyl)pyrrolidine, 95% (HPLC)**

C<sub>18</sub>H<sub>21</sub>NO  
FW 267.37  
[118971-03-2]

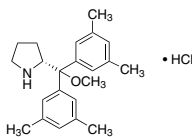


670197-100MG 100 mg  
670197-500MG 500 mg



**(R)-2-[Bis(3,5-dimethylphenyl)methoxymethyl]pyrrolidine hydrochloride, ≥99.0% (HPLC)** NEW

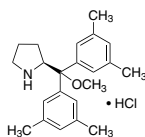
C<sub>22</sub>H<sub>29</sub>NO · HCl  
FW 359.93  
[948595-02-6]



670634-500MG 500 mg

**(S)-2-[Bis(3,5-dimethylphenyl)methoxymethyl]pyrrolidine hydrochloride, ≥99.0% (HPLC)** NEW

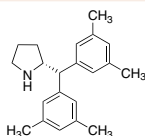
C<sub>22</sub>H<sub>29</sub>NO · HCl  
FW 359.93  
[948595-07-1]



669644-500MG 500 mg

**(R)-2-[Bis(3,5-dimethylphenyl)methyl]pyrrolidine, ≥98.0% (HPLC)** NEW

C<sub>21</sub>H<sub>27</sub>N  
FW 293.45  
[948595-04-8]

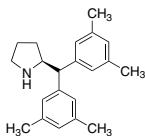


670405-100MG 100 mg

670405-500MG 500 mg

**(S)-2-[Bis(3,5-dimethylphenyl)methyl]pyrrolidine, ≥98.0% (HPLC)** NEW

C<sub>19</sub>H<sub>36</sub>N<sub>2</sub>O<sub>8</sub>  
FW 420.50  
[553638-66-7]

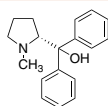


669520-100MG 100 mg

669520-500MG 500 mg

**α,α-Diphenyl-N-methyl-D-prolinol, ≥99% (GC, sum of enantiomers)**

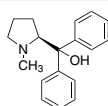
C<sub>18</sub>H<sub>21</sub>NO  
FW 267.37  
[144119-12-0]



43118-250MG 250 mg

**α,α-Diphenyl-N-methyl-L-prolinol, ≥96.0% (GC, sum of enantiomers)**

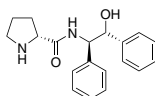
C<sub>18</sub>H<sub>21</sub>NO  
FW 267.37  
[110529-22-1]



43119-250MG 250 mg

**(2R)-N-[(1R,2R)-2-Hydroxy-1,2-diphenylethyl]-2-pyrrolidinecarboxamide, ≥99.0% (HPLC)** NEW

C<sub>19</sub>H<sub>22</sub>N<sub>2</sub>O<sub>2</sub>  
FW 310.39  
[948594-97-6]

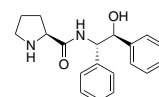


671088-100MG 100 mg

671088-500MG 500 mg

**(2S)-N-[(1S,2S)-2-Hydroxy-1,2-diphenylethyl]-2-pyrrolidinecarboxamide, ≥99% (HPLC)** NEW

C<sub>19</sub>H<sub>22</sub>N<sub>2</sub>O<sub>2</sub>  
FW 310.39  
[529486-26-8]

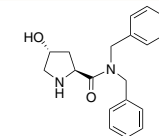


671193-100MG 100 mg

671193-500MG 500 mg

**(2S,4R)-4-Hydroxypyrrolidine-2-carboxylic acid dibenzyl amide, 99% (HPLC)** NEW

C<sub>19</sub>H<sub>22</sub>N<sub>2</sub>O<sub>2</sub>  
FW 310.39  
[915205-76-4]

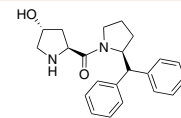


671290-100MG 100 mg

671290-500MG 500 mg

**((S)-2-Benzhydrylpyrrolidin-1-yl)((2S,4R)-4-hydroxypyrrolidin-2-yl)-methanone, 99% (HPLC)** NEW

C<sub>22</sub>H<sub>26</sub>N<sub>2</sub>O<sub>2</sub>  
FW 350.45

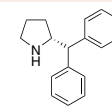


671622-100MG 100 mg

671622-500MG 500 mg

**(R)-(+)-2-(Diphenylmethyl)pyrrolidine, 97%**

C<sub>17</sub>H<sub>19</sub>N  
FW 237.34  
[22348-31-8]

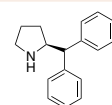


552542-500MG 500 mg

552542-1G 1 g

**(S)-(-)-2-(Diphenylmethyl)pyrrolidine, 97%**

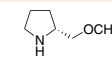
C<sub>17</sub>H<sub>19</sub>N  
FW 237.34  
[119237-64-8]



552534-500MG 500 mg

**(R)-(-)-2-(Methoxymethyl)pyrrolidine, ≥98.0% (GC, sum of enantiomers)**

C<sub>6</sub>H<sub>13</sub>NO  
FW 115.17  
[84025-81-0]

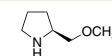


65089-1ML 1 mL

65089-5ML 5 mL

**(S)-(+)-2-(Methoxymethyl)pyrrolidine, 99%**

C<sub>6</sub>H<sub>13</sub>NO  
FW 115.17  
[63126-47-6]



277053-100MG 100 mg

277053-500MG 500 mg

277053-5G 5 g

**(S)-(-)-1-Methyl-2-pyrrolidinemethanol, 96%**

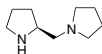
N-Methyl-L-prolinol  
 C<sub>6</sub>H<sub>13</sub>NO  
 FW 115.17  
 [34381-71-0]



302767-5G 5 g  
 302767-25G 25 g

**(S)-(+)-1-(2-Pyrrolidinylmethyl)pyrrolidine, 96%**

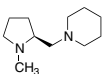
C<sub>9</sub>H<sub>18</sub>N<sub>2</sub>  
 FW 154.25  
 [51207-66-0]



324450-250MG 250 mg  
 324450-1G 1 g

**(S)-1-[(1-Methyl-2-pyrrolidinyl)methyl]piperidine, 97%**

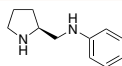
C<sub>11</sub>H<sub>22</sub>N<sub>2</sub>  
 FW 182.31  
 [84466-85-3]



446351-1ML 1 mL

**(S)-(+)-2-(Anilinomethyl)pyrrolidine, 96%**

C<sub>11</sub>H<sub>16</sub>N<sub>2</sub>  
 FW 176.26  
 [64030-44-0]



374911-1G 1 g

**(S)-(+)-2-(Aminomethyl)pyrrolidine, 97%**

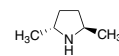
C<sub>5</sub>H<sub>12</sub>N<sub>2</sub>  
 FW 100.16  
 [69500-64-7]



422886-100MG 100 mg  
 422886-500MG 500 mg

**(2R,5R)-(-)-trans-2,5-Dimethylpyrrolidine, ≥97.0% (GC)**

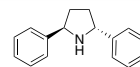
C<sub>6</sub>H<sub>13</sub>N  
 FW 99.17  
 [62617-70-3]



41566-50MG 50 mg  
 41566-250MG 250 mg

**(2R,5R)-Diphenylpyrrolidine, 97%**

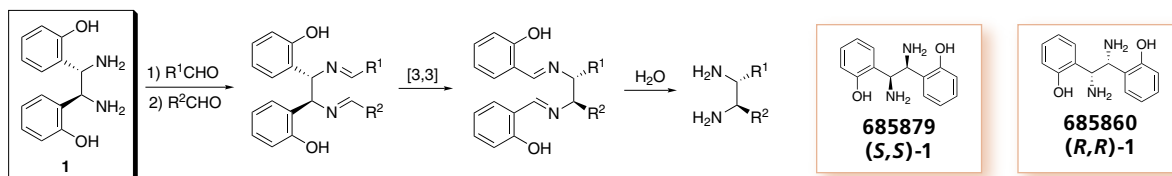
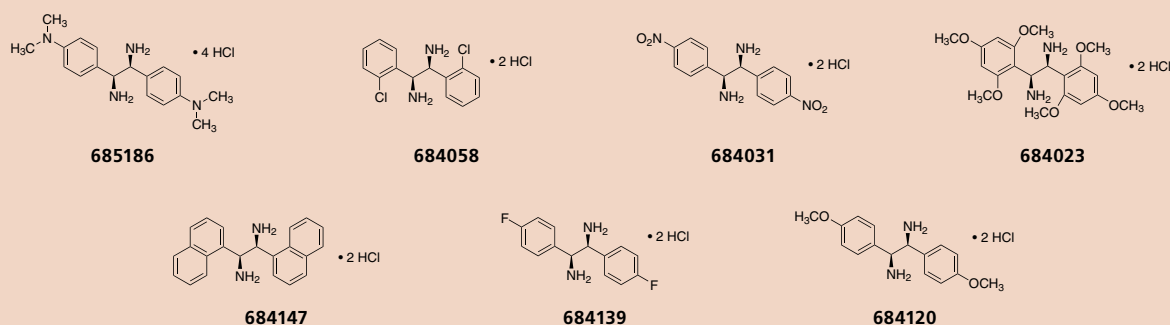
C<sub>16</sub>H<sub>17</sub>N  
 FW 223.31  
 [155155-73-0]



688274-100MG 100 mg  
 688274-500MG 500 mg

**NEW Chiral Vicinal Diamines for Asymmetric Synthesis**

Chiral vicinal diamines are of tremendous interest to the synthetic chemist as they are found in many chiral catalysts and pharmaceuticals. Currently, there is no unified approach to making these chiral vicinal diamines, and they are often challenging to synthesize, especially if unsymmetrically substituted. Jik Chin and co-workers have recently reported some preliminary theoretical and experimental studies for converting a parent diamine (**1**) into other chiral vicinal diamines.<sup>1</sup> These diamines can be used as ligands for chiral catalysts, or they can be further elaborated to produce chiral heterocyclic rings and β-lactams via ring closure.

**Other NEW Chiral Vicinal Diamines**

References: (1) (a) Chin, J. et al. *J. Am. Chem. Soc.* **2003**, 125, 15276. (b) Kim, H.-J. et al. *J. Am. Chem. Soc.* **2005**, 127, 16370. (c) Kim, H.-J. et al. *J. Am. Chem. Soc.* **2005**, 127, 16776.

Ready to scale up? For competitive quotes on larger quantities or custom synthesis, contact your local Sigma-Aldrich office, or visit [safglobal.com](http://safglobal.com).

## MacMillan Imidazolidinone OrganoCatalysts™

Developed by Professor David MacMillan at Caltech, imidazolidinone based OrganoCatalysts™ are designed to serve as general catalysts for a myriad of asymmetric transformations. The first highly enantioselective organocatalytic Diels–Alder reaction using a chiral OrganoCatalyst™ (**569763**) was reported in his pioneering work in 2000. The activated iminium ion, formed through condensation of the imidazolidinone and an  $\alpha,\beta$ -unsaturated aldehyde, reacted with various dienes to give [4+2] cycloadducts in excellent yields and enantioselectivities (**Scheme 1**, top). Other organocatalytic transformations such as 1,3-dipolar cycloadditions, Friedel–Crafts alkylations,  $\alpha$ -chlorinations,  $\alpha$ -fluorinations, and intramolecular Michael reactions using MacMillan's OrganoCatalyst™ technology (**569763**) were reported, all proceeding with impressive levels of enantioselectivity (**Scheme 1**).<sup>1</sup>

Imitating nature's stereoselective enzymatic transfer hydrogenation with NADH cofactor, MacMillan has reported the combination of imidazolidinone OrganoCatalyst™ and Hantzsch ester to facilitate the first enantioselective organocatalytic hydride reduction of  $\alpha,\beta$ -unsaturated aldehydes (**Scheme 2**).<sup>2</sup> In sharp contrast to metal-mediated hydrogenations, the *EZ* geometry of the enal substrates did not have a significant influence on the outcome of the absolute configuration of the newly created stereocenter. (*R*)-Mac-H (**685429**) and (*S*)-Mac-H (**683558**) are convenient 6:1 formulations of the Hantzsch ester and OrganoCatalyst™ **661910** or **661902**, respectively, for asymmetric reductions.

**References:** (1) (a) Ahrendt, K. A.; Borths, C. J.; MacMillan, D. W. C. *J. Am. Chem. Soc.* **2000**, *122*, 4243. (b) Jen, W. S.; Wiener, J. J. M.; MacMillan, D. W. C. *J. Am. Chem. Soc.* **2000**, *122*, 9874. (c) Paras, N. A.; MacMillan, D. W. C. *J. Am. Chem. Soc.* **2001**, *123*, 4379. (d) Brochu, M. P.; Brown, S. P.; MacMillan, D. W. C. *J. Am. Chem. Soc.* **2004**, *126*, 4108. (e) Beeson, T. D.; MacMillan, D. W. C. *J. Am. Chem. Soc.* **2005**, *127*, 8826. (f) Fonseca, M. H.; List, B. *Angew. Chem. Int. Ed.* **2004**, *43*, 3958. (2) Ouellet, S. G. et al. *J. Am. Chem. Soc.* **2005**, *127*, 32.

MacMillan Imidazolidinone OrganoCatalysts are a trademark of Materia, Inc.

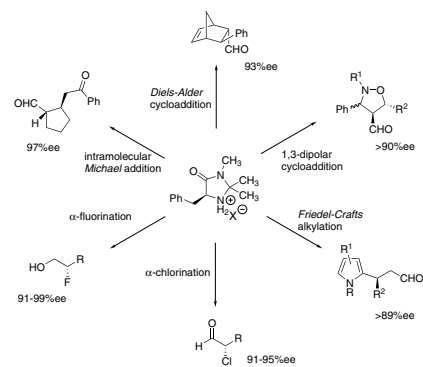
Presenting...

**Sigma-Aldrich's ChemBlogs**

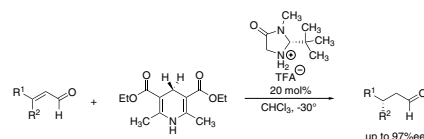
An industry-first for open scientific discussion.



Visit [chemblogs.com](http://chemblogs.com).



**Scheme 1**




**Scheme 2**

### MacMillan Imidazolidinone OrganoCatalysts™ Kit I

#### Components

- (5*S*)-(–)-2,2,3-Trimethyl-5-benzyl-4-imidazolidinone monohydrochloride (Aldrich 569763) 500 mg
- (*S*)-(+)-2-(*tert*-Butyl)-3-methyl-4-imidazolidinone trifluoroacetic acid (Aldrich 661902) 500 mg
- (5*S*)-(–)-2,2,3-Trimethyl-5-benzyl-4-imidazolidinone dichloroacetic acid (Aldrich 663085) 500 mg
- (2*S*,5*S*)-(–)-2-*tert*-Butyl-3-methyl-5-benzyl-4-imidazolidinone (Aldrich 663107) 500 mg
- (2*S*,5*S*)-5-Benzyl-3-methyl-2-(5-methyl-2-furyl)-4-imidazolidinone (Aldrich 668540) 250 mg

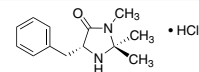


674575-1KT

1 kit

#### (5*R*)-(+)-2,2,3-Trimethyl-5-benzyl-4-imidazolidinone monohydrochloride, 97%

C<sub>13</sub>H<sub>19</sub>ClN<sub>2</sub>O  
FW 254.76  
[323196-43-6]



663069-500MG

500 mg

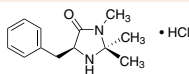
663069-2G

2 g



**(5S)-(-)-2,2,3-Trimethyl-5-benzyl-4-imidazolidinone monohydrochloride, 97%**

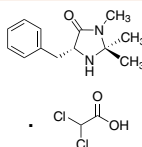
C<sub>13</sub>H<sub>18</sub>N<sub>2</sub>O · HCl  
FW 254.76  
[278173-23-2]



569763-500MG 500 mg  
569763-2G 2 g

**(5R)-(+)-2,2,3-Trimethyl-5-benzyl-4-imidazolidinone dichloroacetic acid, 97%**

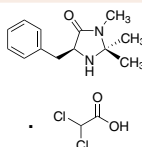
C<sub>15</sub>H<sub>20</sub>Cl<sub>2</sub>N<sub>2</sub>O<sub>3</sub>  
FW 347.24



663077-500MG 500 mg  
663077-2G 2 g

**(5S)-(-)-2,2,3-Trimethyl-5-benzyl-4-imidazolidinone dichloroacetic acid, 97%**

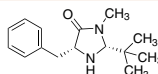
C<sub>15</sub>H<sub>20</sub>Cl<sub>2</sub>N<sub>2</sub>O<sub>3</sub>  
FW 347.24



663085-500MG 500 mg  
663085-2G 2 g

**(2R,5R)-(+)-2-tert-Butyl-3-methyl-5-benzyl-4-imidazolidinone, 97%**

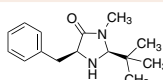
C<sub>15</sub>H<sub>22</sub>N<sub>2</sub>O  
FW 246.35  
[390766-89-9]



663093-500MG 500 mg  
663093-1G 1 g

**(2S,5S)-(-)-2-tert-Butyl-3-methyl-5-benzyl-4-imidazolidinone, 97%**

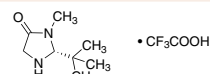
C<sub>15</sub>H<sub>22</sub>N<sub>2</sub>O  
FW 246.35  
[346440-54-8]



663107-500MG 500 mg  
663107-1G 1 g

**(R)-(-)-2-(tert-Butyl)-3-methyl-4-imidazolidinone trifluoroacetic acid, 96%**

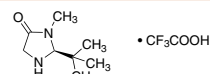
C<sub>10</sub>H<sub>17</sub>N<sub>2</sub>O<sub>3</sub>F<sub>3</sub>  
FW 270.25



661910-500MG 500 mg  
661910-2G 2 g

**(S)-(+)-2-(tert-Butyl)-3-methyl-4-imidazolidinone trifluoroacetic acid, 96%**

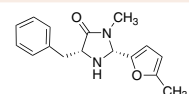
C<sub>10</sub>H<sub>17</sub>N<sub>2</sub>O<sub>3</sub>F<sub>3</sub>  
FW 270.25



661902-500MG 500 mg  
661902-2G 2 g

**(2R,5R)-(+)-5-Benzyl-3-methyl-2-(5-methyl-2-furyl)-4-imidazolidinone, 97%**

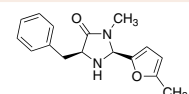
C<sub>16</sub>H<sub>18</sub>N<sub>2</sub>O<sub>2</sub>  
FW 270.33



668842-250MG 250 mg  
668842-1G 1 g

**(2S,5S)-5-Benzyl-3-methyl-2-(5-methyl-2-furyl)-4-imidazolidinone, 95%**

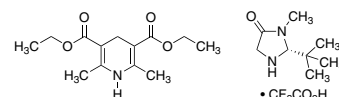
C<sub>16</sub>H<sub>18</sub>N<sub>2</sub>O<sub>2</sub>  
FW 270.33  
[415678-40-9]



668540-250MG 250 mg  
668540-1G 1 g

**(R)-Mac-H**

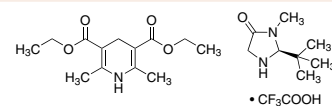
NEW



685429-1G 1 g

**(S)-Mac-H**

NEW



683558-1G 1 g

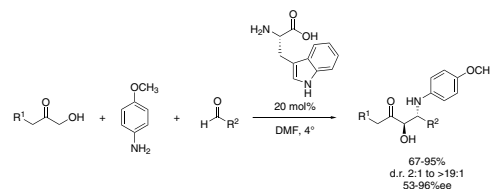
## Other Amino Acids

Barbas and co-workers found the proteinogenic amino acid tryptophan (**93660**) to be an excellent organocatalyst for the Mannich reaction of hydroxyacetone with a variety of imines performed in DMF (**Scheme 1**). The desired *anti* amino alcohols were obtained in good yields with excellent diastereoselectivities (up to >19:1) and enantioselectivities (90–98% ee) in most cases.<sup>1</sup>

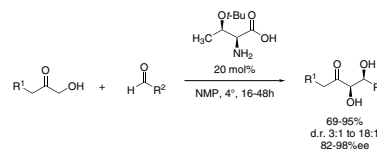
Similarly, *t*-butyl protected threonine (**20644**) catalyzed the aldol reaction of hydroxyacetone and various aldehydes in NMP to give the corresponding *syn*-aldol adducts in high yields and good to excellent enantio- and diastereoselectivities (**Scheme 2**).<sup>1</sup>

Professors Marc Snapper and Amir Hoveyda at Boston College have recently reported<sup>2</sup> the development of an amino-acid-based small molecule **680826** capable of promoting asymmetric monosilylation of *meso*-1,2-diols (**Scheme 3**). The catalyst is compatible with a variety of silyl chlorides and generally provides enantioselectivities above 88%, and the reactions do not require rigorous exclusion of air or moisture. Furthermore, the catalyst can be easily recovered in near-quantitative yield and subsequently reused with identical efficiency. This catalyst greatly increases the efficiency with which optically enriched molecules can be prepared.

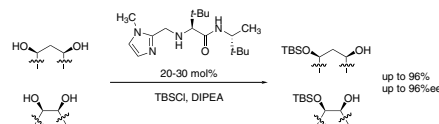
**References:** (1) Ramasastry, S. S. V.; Zhang, H.; Tanaka, F.; Barbas, C. F., III *J. Am. Chem. Soc.* **2007**, *129*, 288. (2) Zhao, Y.; Rodrigo, J.; Hoveyda, A. H.; Snapper, M. L. *Nature* **2006**, *443*, 67.



**Scheme 1**



**Scheme 2**



**Scheme 3**

### L-Alanine, 99%

C<sub>3</sub>H<sub>7</sub>NO<sub>2</sub>  
FW 89.09  
[56-41-7]



A26802-2.5G	2.5 g
A26802-25G	25 g
A26802-100G	100 g

### D-Alanine, ≥99.0% (NT)

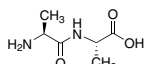
C<sub>3</sub>H<sub>7</sub>NO<sub>2</sub>  
FW 89.09  
[338-69-2]



05140-1G	1 g
05140-5G	5 g
05140-25G	25 g

### Ala-Ala, ≥99.0% (NT)

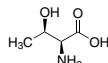
C<sub>6</sub>H<sub>12</sub>N<sub>2</sub>O<sub>3</sub>  
FW 160.17  
[1948-31-8]



05250-250MG	250 mg
05250-1G	1 g

### L-Threonine, ≥99.0% (NT)

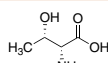
C<sub>4</sub>H<sub>9</sub>NO<sub>3</sub>  
FW 119.12  
[72-19-5]



89180-25G	25 g
89180-100G	100 g
89180-1KG	1 kg

### D-Threonine, ≥99.0% (NT)

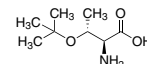
C<sub>4</sub>H<sub>9</sub>NO<sub>3</sub>  
FW 119.12  
[632-20-2]



89190-10G	10 g
89190-50G	50 g

### O-tert-Butyl-L-threonine, ≥98.0% (T)

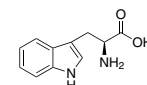
C<sub>8</sub>H<sub>17</sub>NO<sub>3</sub>  
FW 175.23  
[4378-13-6]



20644-5G-F	5 g
------------	-----

### L-Tryptophan, ≥99.0% (NT)

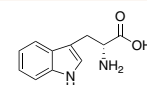
C<sub>11</sub>H<sub>12</sub>N<sub>2</sub>O<sub>2</sub>  
FW 204.23  
[73-22-3]



93660-25G	25 g
93660-100G	100 g
93660-1KG	1 kg

### D-Tryptophan, ≥99.0% (NT)

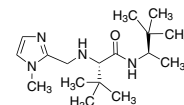
C<sub>11</sub>H<sub>12</sub>N<sub>2</sub>O<sub>2</sub>  
FW 204.23  
[153-94-6]



93670-1G	1 g
93670-5G	5 g
93670-25G	25 g

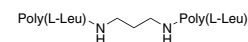
### (-)-(S)-N-((R)-3,3-Dimethylbutan-2-yl)-3,3-dimethyl-2-((1-methyl-1H-imidazol-2-yl)methylamino)butanamide, 97% NEW

C<sub>17</sub>H<sub>32</sub>N<sub>4</sub>O  
FW 308.46



680826-1G	1 g
-----------	-----

### Poly-L-leucine-1,3-diaminopropane



93197-1G-F	1 g
------------	-----

## Chiral Phosphoric Acids

BINOL-derived phosphoric acids are capable of catalyzing a range of interesting processes of which nucleophilic addition reactions to imine substrates are particularly noteworthy. List and co-workers reported<sup>1</sup> a direct Pictet-Spengler reaction with a range of aldehydes using organocatalyst (*R*)-TRIP (**689890**) to form isoquinolines in high yields and enantiomeric excess (**Scheme 1**). A geminally disubstituted tryptamine is needed, but this limitation does not significantly affect the utility of this process.

An enantioselective reductive amination has been reported by several research groups.<sup>2</sup> Rueping first reported that phosphoric acid **674605** catalyzed the reduction of an imine with a Hantzsch ester in good enantiomeric excess (**Scheme 2**, top). List reported an improvement to this method using **689890** and highlighted the ability to perform a one-pot process from aldehyde to amine in enantiomeric excesses up to 92% (**Scheme 2**, bottom).

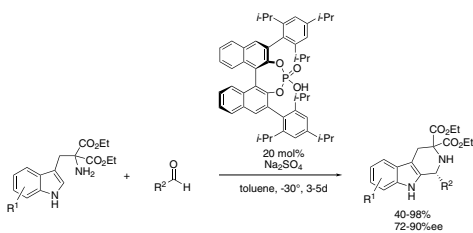
MacMillan finally reported a one-pot, direct, reductive amination with broad substrate scope that enables the effective reductive amination of a range of methyl ketones and aryl amines (**Scheme 3**).<sup>3</sup> It is even possible to obtain good enantiomeric excess with 2-butanone where the silylated phosphoric acid MacMillan TiPSY catalyst (**674745**) can distinguish between a methyl group and an ethyl group, delivering the product in high enantiomeric excess.

Recently, List reported an elegant, highly enantioselective cascade reaction.<sup>4</sup> The synthesis of pharmaceutically relevant 3-substituted cyclohexylamines from 2,6-diketones via an aldolization-dehydration-conjugate reduction-reductive amination cascade that is catalyzed by the chiral Brønsted acid (*R*)-TRIP (**689890**) and accelerated by the achiral amine substrate, which is ultimately incorporated into the product (**Scheme 4**).

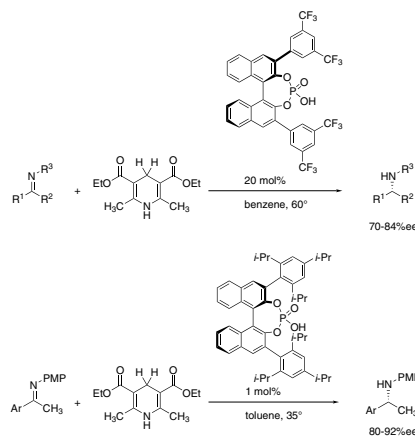
Antilla and co-workers reported on the use of VAPOL derived phosphoric acid derivative **675512** in the addition of sulfonamides to Boc-protected aryl imines, giving rise to protected aminals in excellent enantioselectivities (**Scheme 5**).<sup>5</sup>

The aza-Diels-Alder reaction of aldimines with Danishefsky's diene to afford piperidinone derivatives proceeded with high enantioselectivity using (*R*)-TRIP (**689890**). Addition of acetic acid improved both reactivity and enantioselectivity (**Scheme 6**).<sup>6</sup>

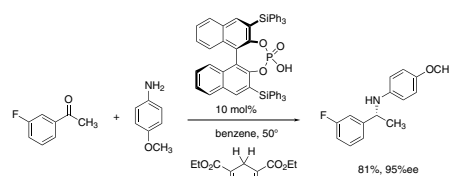
**References:** (1) Seayad, J.; Seayad, A. M.; List, B. *J. Am. Chem. Soc.* **2006**, *128*, 1086. (2) (a) Rueping, M.; Sugiono, E.; Azap, C.; Theissmann, T.; Bolte, M. *Org. Lett.* **2005**, *7*, 3781. (b) Hoffmann, S.; Seayad, A. M.; List, B. *Angew. Chem. Int. Ed.* **2005**, *44*, 7424. (3) Storer, R. I.; Carrera, D. E.; Ni, Y.; MacMillan, D. W. C. *J. Am. Chem. Soc.* **2006**, *128*, 84. (4) Zhou, J.; List, B. *J. Am. Chem. Soc.* **2007**, *129*, 7498. (5) Gerald, B.; Rowland, G. B.; Zhang, H.; Rowland, E. B.; Chennamadhavuni, S.; Wang, Y.; Antilla, J. C. *J. Am. Chem. Soc.* **2005**, *127*, 15696. (6) Akiyama, T.; Tamura, Y.; Itoh, J.; Morita, H.; Fuchibe, K. *Synlett* **2006**, 141.



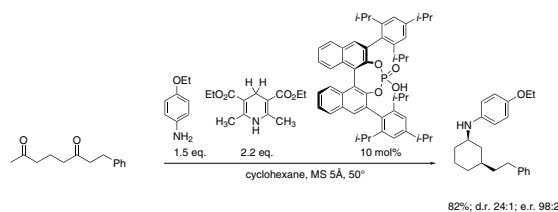
**Scheme 1**



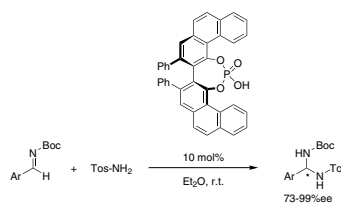
**Scheme 2**



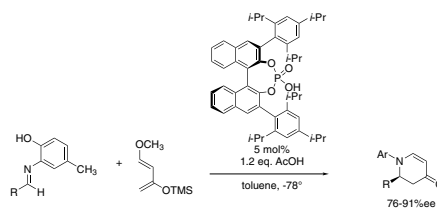
**Scheme 3**



**Scheme 4**



**Scheme 5**

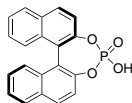


**Scheme 6**



**(R)-(-)-1,1'-Binaphthyl-2,2'-diyl hydrogenphosphate, ≥98%**

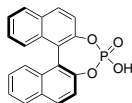
$C_{20}H_{13}O_4P$   
FW 348.29  
[39648-67-4]



248932-250MG	250 mg
248932-1G	1 g
248932-5G	5 g

**(S)-(+)-1,1'-Binaphthyl-2,2'-diyl hydrogenphosphate, 97%**

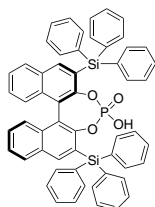
$C_{20}H_{13}O_4P$   
FW 348.29  
[35193-64-7]



248940-250MG	250 mg
248940-1G	1 g
248940-5G	5 g

**(R)-(-)-3,3'-Bis(triphenylsilyl)-1,1'-binaphthyl-2,2'-diyl hydrogenphosphate, 96%**

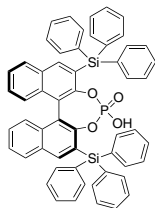
$C_{56}H_{41}O_4PSi_2$   
FW 865.07  
[791616-55-2]



674745-100MG	100 mg
--------------	--------

**(S)-3,3'-Bis(triphenylsilyl)-1,1'-binaphthyl-2,2'-diyl hydrogenphosphate, 96%**

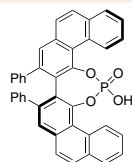
$C_{56}H_{41}O_4PSi_2$   
FW 865.07



680184-100MG	100 mg
--------------	--------

**(R)-(-)-VAPOL hydrogenphosphate**

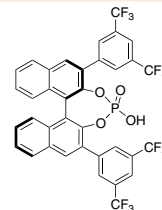
$C_{40}H_{25}O_4P$   
FW 600.60  
[871130-18-6]



675512-100MG	100 mg
675512-500MG	500 mg

**(R)-3,3'-Bis[3,5-bis(trifluoromethyl)phenyl]-1,1'-binaphthyl-2,2'-diyl hydrogenphosphate, 95%**

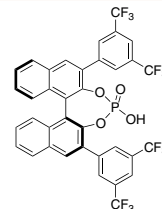
$C_{36}H_{17}F_{12}O_4P$   
FW 772.47  
[791616-62-1]



674605-100MG	100 mg
--------------	--------

**(S)-(+)-3,3'-Bis[3,5-bis(trifluoromethyl)phenyl]-1,1'-binaphthyl-2,2'-diyl hydrogenphosphate, 95%**

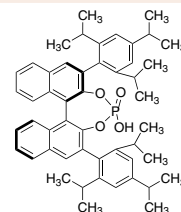
$C_{36}H_{17}F_{12}O_4P$   
FW 772.47  
[878111-17-2]



681520-100MG	100 mg
--------------	--------

**(R)-3,3'-Bis(2,4,6-triisopropylphenyl)-1,1'-binaphthyl-2,2'-diyl hydrogenphosphate**

$C_{50}H_{57}O_4P$   
FW 752.96  
[791616-63-2]

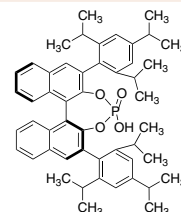


689890-100MG	100 mg
--------------	--------

689890-500MG	500 mg
--------------	--------

**(S)-3,3'-Bis(2,4,6-triisopropylphenyl)-1,1'-binaphthyl-2,2'-diyl hydrogenphosphate**

$C_{50}H_{57}O_4P$   
FW 752.96



689785-100MG	100 mg
--------------	--------

689785-500MG	500 mg
--------------	--------

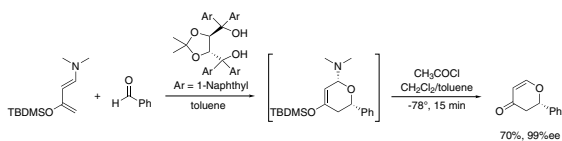
## Chiral Diols

Apart from numerous examples using TADDOLs in metal-catalyzed asymmetric reactions, Rawal recently reported that TADDOLs could be used as Brønsted acid organocatalysts in highly stereoselective hetero-Diels–Alder reactions.<sup>1</sup> The reaction of an electron-rich diene with benzaldehyde using 10 mol % TADDOL **395242** provides the dihydropyrone as a single stereoisomer (**Scheme 1**).

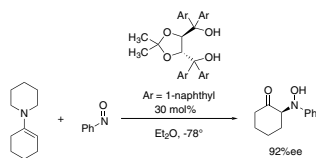
The  $\alpha$ -amination of carbonyl compounds has also been accomplished by using the 1-naphthyl TADDOL derivative as a Brønsted acid catalyst (**Scheme 2**).<sup>2</sup> The reaction of different enamines with nitrosobenzene gave exclusively the N-regioisomers in a highly enantioselective manner.

A highly enantioselective addition of cyclohexenone to different aldehydes (asymmetric Morita–Baylis–Hillman reaction) catalyzed by octahydro-BINOL-derived Brønsted acid **669172** was reported by Schaus (**Scheme 3**).<sup>3</sup> Important for achieving high enantioselectivity were both the partial saturation and substitution at the 3,3'-positions of the BINOL derivative.

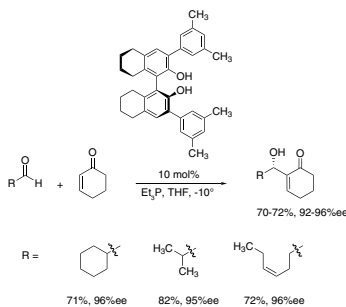
**References:** (1) Huang, Y.; Unni, A. K.; Thadani, A. N.; Rawal, V. H. *Nature* **2003**, *424*, 146. (2) Guo, H.-M.; Cheng, L.; Cun, L.-F.; Gong, L.-Z.; Mi, A.-Q.; Jiang, Y.-Z. *Chem. Commun.* **2006**, 429. (3) McDougal, N. T.; Schaus, S. E. *J. Am. Chem. Soc.* **2003**, *125*, 12094.



**Scheme 1**



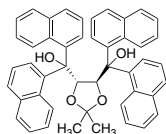
**Scheme 2**



**Scheme 3**

### (4S,trans)-2,2-Dimethyl- $\alpha,\alpha,\alpha',\alpha'$ -tetra(1-naphthyl)-1,3-dioxolane-4,5-dimethanol, 99%

C<sub>47</sub>H<sub>38</sub>O<sub>4</sub>  
FW 666.80  
[171086-52-5]

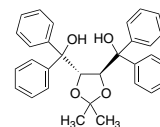


395242-1G

1 g

### (4S,5S)-2,2-Dimethyl- $\alpha,\alpha,\alpha',\alpha'$ -tetraphenyldioxolane-4,5-dimethanol

C<sub>31</sub>H<sub>30</sub>O<sub>4</sub>  
FW 466.57  
[93379-49-8]



264997-250MG

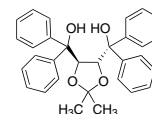
250 mg

264997-1G

1 g

### (4R,5R)-2,2-Dimethyl- $\alpha,\alpha,\alpha',\alpha'$ -tetraphenyldioxolane-4,5-dimethanol

C<sub>31</sub>H<sub>30</sub>O<sub>4</sub>  
FW 466.57  
[93379-48-7]



265004-250MG

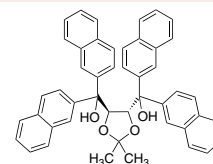
250 mg

265004-1G

1 g

### (4R,5R)-2,2-Dimethyl- $\alpha,\alpha,\alpha',\alpha'$ -tetra(2-naphthyl)dioxolane-4,5-dimethanol, $\geq 99.0\%$ (HPLC, sum of enantiomers)

C<sub>47</sub>H<sub>38</sub>O<sub>4</sub>  
FW 666.80  
[137365-09-4]



59490-1G-F

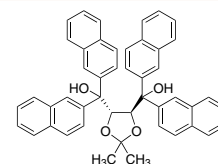
1 g

59490-5G-F

5 g

### (4S-trans)-2,2-Dimethyl- $\alpha,\alpha,\alpha',\alpha'$ -tetra(2-naphthyl)-1,3-dioxolane-4,5-dimethanol, 98%

C<sub>47</sub>H<sub>38</sub>O<sub>4</sub>  
FW 666.80  
[137365-16-3]



393762-250MG

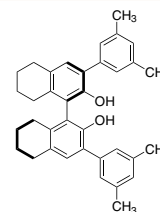
250 mg

393762-1G

1 g

### (R)-(-)-3,3'-Bis(3,5-dimethylphenyl)-5,5',6,6',7,7',8,8'-octahydro-1,1'-bi-2-naphthol, 97%

C<sub>36</sub>H<sub>38</sub>O<sub>2</sub>  
FW 502.69

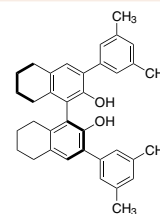


669180-100MG

100 mg

### (S)-(+)-3,3'-Bis(3,5-dimethylphenyl)-5,5',6,6',7,7',8,8'-octahydro-1,1'-bi-2-naphthol, 97%

C<sub>36</sub>H<sub>38</sub>O<sub>2</sub>  
FW 502.69



669172-100MG

100 mg



## Jacobsen Thioureas

Jacobsen's group has developed a range of chiral thioureas that are versatile and effective organocatalysts. A range of latent nucleophiles can be added to mostly imine-type electrophiles in excellent enantiomeric excesses and, in general, with a broad substrate scope.

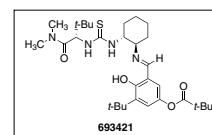
The thiourea organocatalyst depicted in **Figure 1** was reported by Jacobsen to have a very broad scope in the Strecker reaction (**Scheme 1**).<sup>1</sup> Both aldimines and ketonimines underwent hydrocyanation with very high enantioselectivities in the presence of 1 mol % of the catalyst. Similarly, imine hydrophosphonylation occurred in the presence of 10 mol % of the catalyst (**Scheme 2**).<sup>2</sup> The reaction was particularly effective with electron-withdrawing ester substituents on the phosphite, and was tolerant of a wide variety of aldimines.

Mannich reactions of Boc-protected imines have also been reported by the Jacobsen group.<sup>3</sup> A wide variety of *N*-Boc arylimines underwent addition with good to excellent yields and enantioselectivities when catalyzed by thiourea organocatalysts (**Scheme 3**). Again the organocatalytic reaction shows excellent substrate tolerance, particularly for heterocyclic substrates.


More recently, the cyanosilylation of ketones has also been achieved using a slightly different version of the thiourea organocatalyst (**Scheme 4**).<sup>4</sup> The reaction proceeds for ketones and aldehydes as well in high yields and enantiomeric excesses. In addition, the catalyst can be recovered in near quantitative yield by silica gel chromatography.

The Jacobsen group has also developed the thiourea organocatalyst depicted in **Figure 2** and applied it in the acyl-Pictet-Spengler reaction to form tetrahydro- $\beta$ -carboline (**Scheme 5**).<sup>5</sup> This same organocatalyst is also effective in the acyl-Mannich reaction, providing a route to enantioenriched heterocycles from aromatic starting materials and trichloroethyl chloroformate (TrocCl) (**Scheme 6**).<sup>6</sup>

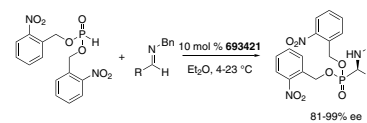
**References:** (1) Vachal, P.; Jacobsen, E. N. *J. Am. Chem. Soc.* **2002**, *124*, 10012. (2) Joly, G. D.; Jacobsen, E. N. *J. Am. Chem. Soc.* **2004**, *126*, 4102. (3) Wenzel, A. G.; Jacobsen, E. N. *J. Am. Chem. Soc.* **2002**, *124*, 12964. (4) Fuerst, D. E.; Jacobsen, E. N. *J. Am. Chem. Soc.* **2005**, *127*, 8964. (5) Taylor, M. S.; Jacobsen, E. N. *J. Am. Chem. Soc.* **2004**, *126*, 10558. (6) Taylor, M. S. et al. *Angew. Chem. Int. Ed.* **2005**, *44*, 6700.



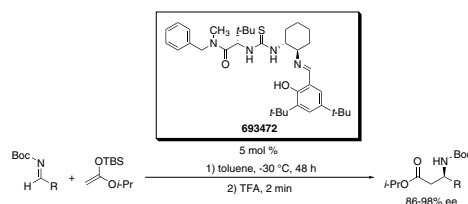
**Figure 1**



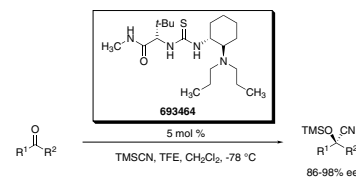
**Scheme 1**



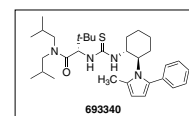
**Scheme 2**



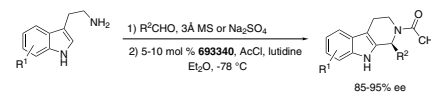
**Scheme 3**



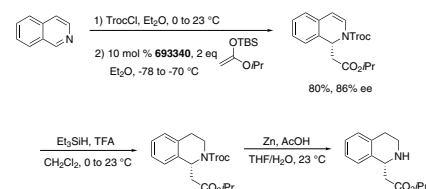
**Scheme 4**



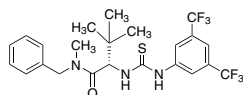
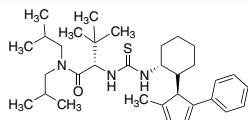
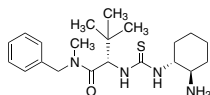
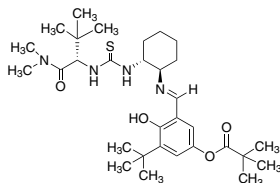
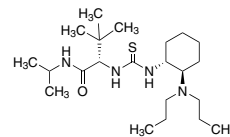
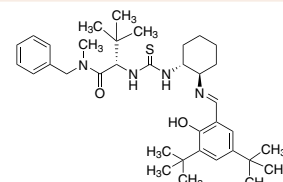
**Figure 2**



**Scheme 5**



**Scheme 6**

**(S)-2-[[3,5-Bis(trifluoromethyl)phenyl]thioureido]-N-benzyl-N,3,3-trimethylbutanamide** NEWC<sub>23</sub>H<sub>25</sub>F<sub>6</sub>N<sub>3</sub>OS  
FW 505.52693316-100MG 100 mg  
693316-500MG 500 mg**(2S)-3,3-Dimethyl-2-[[[(1R,2R)-2-(2-methyl-5-phenyl-1-pyrrolyl)cyclohexyl]thioureido]-N,N-bis(2-isobutyl)butanamide** NEWC<sub>32</sub>H<sub>50</sub>N<sub>4</sub>O<sub>2</sub>  
FW 538.83  
[764650-97-7]693340-100MG 100 mg  
693340-500MG 500 mg**(S)-2-[[[(1R,2R)-2-Aminocyclohexyl]thioureido]-N-benzyl-N,3,3-trimethylbutanamide** NEWC<sub>21</sub>H<sub>34</sub>N<sub>4</sub>O<sub>2</sub>  
FW 390.59  
[479423-21-7]693413-100MG 100 mg  
693413-500MG 500 mg**3-[(E)-[[[(1R,2R)-2-[[[(1S)-1-[(Dimethylamino)carbonyl]-2,2-dimethylpropyl]thioureido]cyclohexyl]imino]methyl]-5-(tert-butyl)-4-hydroxyphenyl] pivalate** NEWC<sub>31</sub>H<sub>50</sub>N<sub>4</sub>O<sub>4</sub>S  
FW 574.82  
[462632-54-8]693421-100MG 100 mg  
693421-500MG 500 mg**(S)-2-[3-[(1R,2R)-2-(Dipropylamino)cyclohexyl]thioureido]-N-isopropyl-3,3-dimethylbutanamide** NEWC<sub>22</sub>H<sub>44</sub>N<sub>4</sub>O<sub>2</sub>  
FW 412.68693464-100MG 100 mg  
693464-500MG 500 mg**(S)-2-[[[(1R,2R)-2-[[[3,5-Bis(tert-butyl)-2-hydroxyphenyl]methylene]amino]cyclohexyl]thioureido]-N-benzyl-N,3,3-trimethylbutanamide** NEWC<sub>36</sub>H<sub>54</sub>N<sub>4</sub>O<sub>2</sub>S  
FW 606.90  
[479423-24-0]693472-100MG 100 mg  
693472-500MG 500 mg

Monthly Chemistry E-Newsletter  
**Got ChemNews?**  
[sigma-aldrich.com/chemnews](http://sigma-aldrich.com/chemnews)



## Cinchona Alkaloids

Asymmetric phase-transfer catalysis (PTC) has been recognized as a "green" alternative to many homogeneous synthetic organic transformations, and has found widespread application. Synthetically modified cinchona alkaloids are typical chiral organocatalysts used in asymmetric PTC. Several generations of O-alkyl N-arylmethyl derivatives were developed, which finally led to highly enantioselective alkylation reactions of glycine imines to generate a range of  $\alpha$ -amino acid derivatives (**Table 1**).

In an attempt to further improve catalyst enantioselectivities, Jew and Park linked two cinchona alkaloid moieties via spacer units. With such a dimeric cinchona alkaloid (**06542**), enantioselectivity for the above mentioned glycine imine alkylation was optimized to 97–99% ee.<sup>1</sup>

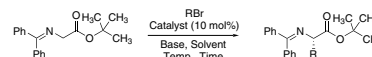
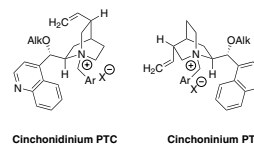
Nucleophilic catalysts have had a wide-ranging role in the development of new synthetic methods. In particular, the cinchona alkaloids catalyze many useful processes with high enantioselectivities. Cinchona alkaloids can be used as bases to deprotonate substrates with relatively acidic protons forming a contact ion pair between the resulting anion and protonated amine. This interaction leads to a chiral environment around the anion and permits enantioselective reactions with electrophiles.

Important in many of these processes is the ability to control the formation of quaternary asymmetric centers with high enantiomeric excesses. Using the (DHQD)<sub>2</sub>AQN (**456713**) catalyst it is possible to affect the  $\alpha$ -functionalization of ketones by the addition of TMSCN to the corresponding cyanohydrin in excellent yield and enantiomeric excess (**Scheme 1**).<sup>2</sup>

The metal-free, allylic amination reaction provides a useful extension to the conventional palladium catalyzed  $\pi$ -allylic methodology. Amination with diimides at the remote  $\gamma$ -position can be carried out using (DHQ)<sub>2</sub>PYR (**418978**) (**Scheme 2**) to form a diverse range of highly functionalized amine compounds.<sup>3</sup>

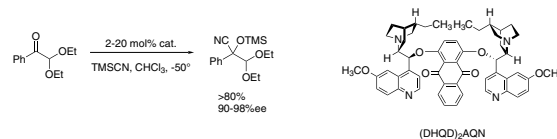
Finally, Jørgensen and co-workers have developed the first catalytic enantioselective conjugate addition to alkyones using (DHQ)<sub>2</sub>PHAL (**392723**).<sup>4</sup> For both aromatic and aliphatic alkyones the addition of  $\beta$ -diketones proceeds in high yields and enantioselectivity giving a mixture of (*E*)- and (*Z*)-enones (**Scheme 3**).

**References:** (1) (a) O'Donnell, M. J. *Acc. Chem. Res.* **2004**, *37*, 506. (b) Lygo, B.; Andrews, B. J. *Acc. Chem. Res.* **2004**, *37*, 518. (c) Jew, S.-S.; Jeong, B.-S.; Yoo, M.-S.; Huh, H.; Park, H.-G. *Chem. Commun.* **2001**, 1244. (2) Tian, S.-K. et al. *J. Am. Chem. Soc.* **2003**, *125*, 9900. (3) Poulsen, T. B. et al. *J. Am. Chem. Soc.* **2005**, *127*, 11614. (4) Bella, M. et al. *J. Am. Chem. Soc.* **2004**, *126*, 5672.

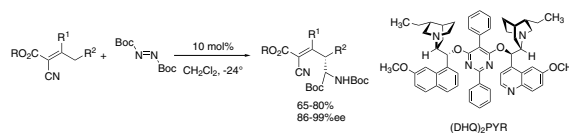


Prod. No.	Cinchona PTC				R-Br	%Y	%ee
	N-Ar	O-Alk	X	Cat. Gen.			
524433	Benzyl	H	Br	1 <sup>st</sup>	PhCH <sub>2</sub> -	85	60
359580	Benzyl	H	Cl	1 <sup>st</sup>	4-Cl-C <sub>6</sub> H <sub>4</sub> -CH <sub>2</sub> -	95	66
514276	Benzyl	Allyl	Br	2 <sup>nd</sup>	4-Cl-C <sub>6</sub> H <sub>4</sub> -CH <sub>2</sub> -	–	81
515701	9-Anthracenyl-methyl	H	Cl	3 <sup>rd</sup>	PhCH <sub>2</sub> -	68	91
499617	9-Anthracenyl-methyl	Allyl	Br	3 <sup>rd</sup>	PhCH <sub>2</sub> -	87	94
06542	2,7-Naphthalene-diyldimethyl	Allyl	Br	dimeric	4-NO <sub>2</sub> -C <sub>6</sub> H <sub>4</sub> -CH <sub>2</sub> -	91	99

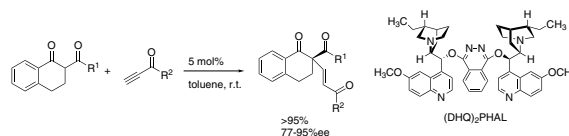
**Table 1**



**Scheme 1**



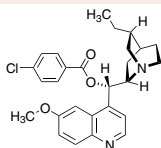
**Scheme 2**



**Scheme 3**

**Hydroquinidine 4-chlorobenzoate, 98%**

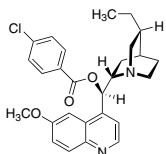
$C_{27}H_{29}ClN_2O_3$   
FW 464.98  
[113162-02-0]



336483-1G 1 g  
336483-5G 5 g

**O-(4-Chlorobenzoyl)hydroquinine, 98%**

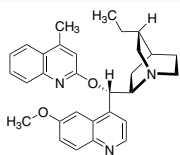
$C_{27}H_{29}ClN_2O_3$   
FW 464.98  
[113216-88-9]



336491-1G 1 g

**Hydroquinidine 4-methyl-2-quinolyl ether, 97%**

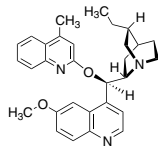
$C_{30}H_{33}N_3O_2$   
FW 467.60  
[135042-89-6]



381942-1G 1 g

**Hydroquinine 4-methyl-2-quinolyl ether, 98%**

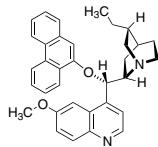
$C_{30}H_{33}N_3O_2$   
FW 467.60  
[135096-79-6]



381969-1G 1 g

**Hydroquinidine 9-phenanthryl ether, 96%**

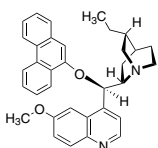
$C_{34}H_{34}N_2O_2$   
FW 502.65  
[135042-88-5]



381950-250MG 250 mg  
381950-1G 1 g

**Hydroquinine-9-phenanthryl ether, 97%**

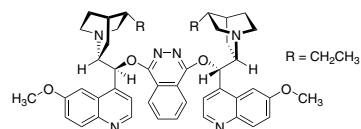
$C_{34}H_{34}N_2O_2$   
FW 502.65  
[135096-78-5]



381977-100MG 100 mg  
381977-500MG 500 mg

**(DHQD)<sub>2</sub>PHAL, ≥95%**

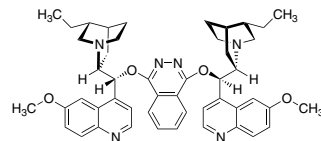
Hydroquinidine 1,4-phthalazinediyl diether  
 $C_{48}H_{54}N_6O_4$   
FW 778.98  
[140853-10-7]



392731-1G 1 g

**(DHQ)<sub>2</sub>PHAL, ≥95%**

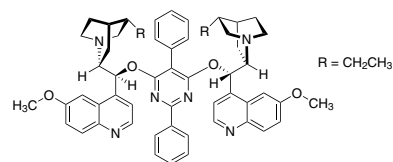
Hydroquinine 1,4-phthalazinediyl diether  
 $C_{48}H_{54}N_6O_4$   
FW 778.98  
[140924-50-1]



392723-500MG 500 mg

**(DHQD)<sub>2</sub>Pyr, 97%**

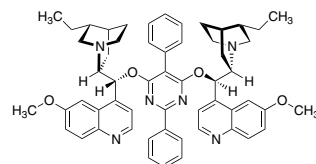
Hydroquinidine-2,5-diphenyl-4,6-pyrimidinediyl diether  
 $C_{56}H_{60}N_6O_4$   
FW 881.11  
[149725-81-5]



418951-250MG 250 mg  
418951-1G 1 g

**(DHQ)<sub>2</sub>Pyr, 97%**

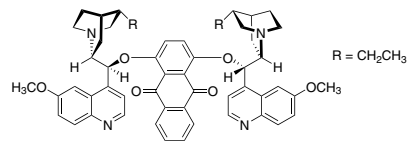
Hydroquinine 2,5-diphenyl-4,6-pyrimidinediyl diether  
 $C_{56}H_{60}N_6O_4$   
FW 881.11  
[149820-65-5]



418978-250MG 250 mg  
418978-1G 1 g

**(DHQD)<sub>2</sub>AQN, 95%**

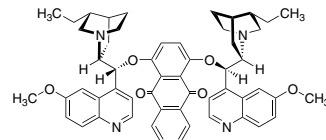
$C_{54}H_{56}N_4O_6$   
FW 857.05  
[176298-44-5]



456713-500MG 500 mg

**(DHQ)<sub>2</sub>AQN, 95%**

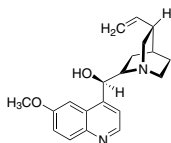
$C_{54}H_{56}N_4O_6$   
FW 857.05  
[176097-24-8]



456705-500MG 500 mg

**Quinine, 90%**

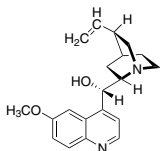
C<sub>20</sub>H<sub>24</sub>N<sub>2</sub>O<sub>2</sub>  
FW 324.42  
[130-95-0]



145904-10G	10 g
145904-50G	50 g

**Quinidine, ≥98.0% (NT, dried material)**

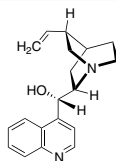
C<sub>20</sub>H<sub>24</sub>N<sub>2</sub>O<sub>2</sub>  
FW 324.42  
[56-54-2]



22600-10G-F	10 g
22600-50G-F	50 g

**Cinchonine, ≥98.0% (NT)**

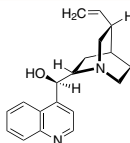
C<sub>19</sub>H<sub>22</sub>N<sub>2</sub>O  
FW 294.39  
[118-10-5]



27370-25G	25 g
27370-100G	100 g

**Cinchonidine, 96%**

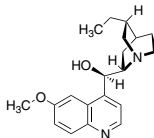
C<sub>19</sub>H<sub>22</sub>N<sub>2</sub>O  
FW 294.39  
[485-71-2]



C80407-10G	10 g
C80407-100G	100 g

**Hydroquinine, 98%**

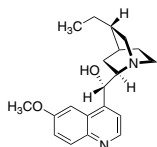
C<sub>20</sub>H<sub>26</sub>N<sub>2</sub>O<sub>2</sub>  
FW 326.43  
[522-66-7]



337714-1G	1 g
337714-5G	5 g

**Hydroquinidine, 95%**

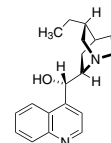
C<sub>20</sub>H<sub>26</sub>N<sub>2</sub>O<sub>2</sub>  
FW 326.43  
[1435-55-8]



359343-1G	1 g
359343-5G	5 g

**Hydrocinchonine, ≥97.0% (GC, sum of enantiomers)**

C<sub>19</sub>H<sub>24</sub>N<sub>2</sub>O  
FW 296.41  
[485-65-4]



54060-500MG	500 mg
-------------	--------

**(2S,4S,5R)-2-Hydroxymethyl-5-ethylquinuclidine, ≥99.0% (GC)**

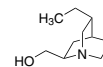
C<sub>10</sub>H<sub>19</sub>NO  
FW 169.26  
[219794-79-3]



51957-100MG-F	100 mg
51957-500MG-F	500 mg

**(2R,4S,5R)-2-Hydroxymethyl-5-ethylquinuclidine, ≥99.0% (GC)**

C<sub>10</sub>H<sub>19</sub>NO  
FW 169.26  
[219794-81-7]



49463-100MG-F	100 mg
49463-500MG-F	500 mg

**(2S,4S,5R)-2-Aminomethyl-5-ethylquinuclidine, ≥95.0% (GC)**

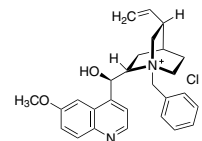
C<sub>10</sub>H<sub>20</sub>N<sub>2</sub>  
FW 168.28  
[475160-59-9]



07317-100MG-F	100 mg
07317-500MG-F	500 mg

**N-Benzylquininium chloride, 95%**

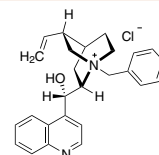
C<sub>27</sub>H<sub>31</sub>ClN<sub>2</sub>O<sub>2</sub>  
FW 451.00  
[67174-25-8]



374482-1G	1 g
374482-5G	5 g

**N-Benzylcinchoninium chloride, ≥98.0% (AT)**

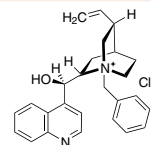
C<sub>26</sub>H<sub>29</sub>ClN<sub>2</sub>O  
FW 420.97  
[69221-14-3]



13288

**(8S,9R)-(-)-N-Benzylcinchonidinium chloride, 98%**

C<sub>26</sub>H<sub>29</sub>ClN<sub>2</sub>O  
FW 420.97  
[69257-04-1]

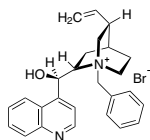


359580-2G	2 g
359580-10G	10 g



**N-Benzylcinchonidinium bromide, 97%**

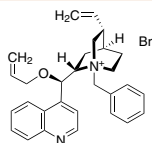
C<sub>26</sub>H<sub>29</sub>BrN<sub>2</sub>O  
FW 465.43  
[118089-84-2]



524433-5G 5 g

**O-Allyl-N-benzylcinchonidinium bromide**

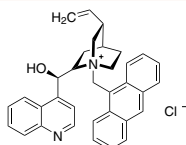
C<sub>29</sub>H<sub>33</sub>BrN<sub>2</sub>O  
FW 505.49  
[158195-40-5]



514276-1G 1 g

**N-(9-Anthracenylmethyl)cinchonidinium chloride, 85%**

C<sub>34</sub>H<sub>33</sub>ClN<sub>2</sub>O  
FW 521.09  
[199588-80-2]

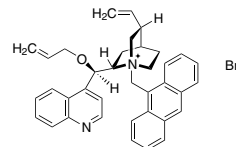


515701-5G 5 g

515701-25G 25 g

**O-Allyl-N-(9-anthracenylmethyl)cinchonidinium bromide, 90%**

C<sub>37</sub>H<sub>37</sub>BrN<sub>2</sub>O  
FW 605.61  
[200132-54-3]

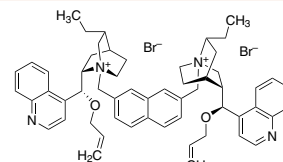


499617-1G 1 g

499617-5G 5 g

**O,O'-Diallyl-N,N'-(2,7-naphthalenediyl dimethyl)bis(hydrocinchonidinium) dibromide, ≥97.0%**

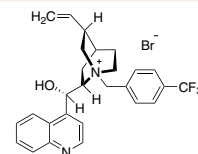
C<sub>56</sub>H<sub>66</sub>Br<sub>2</sub>N<sub>4</sub>O<sub>2</sub>  
FW 986.96  
[480427-57-4]



06542-100MG-F 100 mg

**N-(4-Trifluoromethylbenzyl)cinchoninium bromide, ≥98.0% (AT)**

C<sub>27</sub>H<sub>28</sub>BrF<sub>3</sub>N<sub>2</sub>O  
FW 533.42  
[95088-20-3]



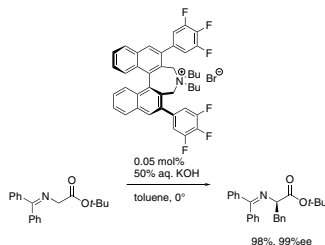
91851-1G 1 g

91851-5G 5 g

**Maruoka Phase-Transfer Catalysts**

Chiral quaternary ammonium catalysts can be particularly useful in the field of asymmetric synthesis. Maruoka and co-workers have reported potent C<sub>2</sub>-symmetric ammonium salts that catalyze alkylation reactions under remarkably low catalyst loadings.<sup>1</sup> This methodology has been applied to the enantiocontrolled synthesis of α-alkyl-α-amino acids by monoalkylation of glycine-derived Schiff bases with alkyl halides (**Scheme 1**).

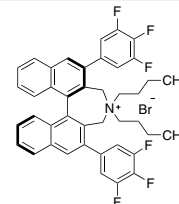
**References:** (1) (a) Kitamura, M. et al. *Angew. Chem., Int. Ed.* **2005**, *44*, 1549. (b) Ooi, T. et al. *Tetrahedron: Asymmetry* **2006**, *17*, 603. (c) Ooi, T.; Maruoka, K. *Aldrichimica Acta* **2007**, *40*, 77.



**Scheme 1**

**(11bR)-(-)-4,4-Dibutyl-4,5-dihydro-2,6-bis(3,4,5-trifluorophenyl)-3H-dinaphth[2,1-c:1',2'-e]azepinium bromide**

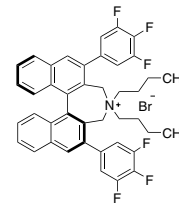
C<sub>42</sub>H<sub>36</sub>BrF<sub>6</sub>N  
FW 748.64  
[887938-70-7]



687596-50MG 50 mg

**(11bS)-(+)-4,4-Dibutyl-4,5-dihydro-2,6-bis(3,4,5-trifluorophenyl)-3H-dinaphth[2,1-c:1',2'-e]azepinium bromide**

C<sub>42</sub>H<sub>36</sub>BrF<sub>6</sub>N  
FW 748.64  
[851942-93-3]

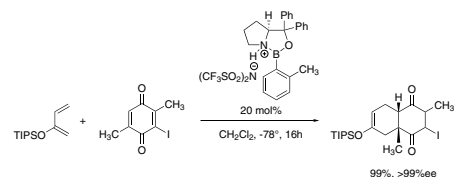


677086-50MG 50 mg

## CBS Oxazaborolidines

Since 1987, the series of chiral oxazaborolidines known as CBS catalysts (after Corey, Bakshi, and Shibata) have been used for the catalytic reduction of prochiral ketones, imines, and oximes to produce chiral alcohols, amines, and amino alcohols, respectively, in excellent yields and enantiomeric excesses. The chiral Lewis acid generated from *o*-tolyl-CBS-oxazaborolidine after protonation with trifluoromethanesulfonimide has demonstrated great utility in the enantioselective Diels–Alder reaction (**Scheme 1**).<sup>1</sup>

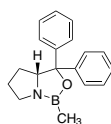
**References:** (1) (a) Corey, E. J. et al. *J. Am. Chem. Soc.* **1987**, *109*, 5551. (b) Corey, E. J. et al. *J. Am. Chem. Soc.* **1987**, *109*, 7925. (c) Kirton, E. H. M. et al. *Tetrahedron Lett.* **2004**, *45*, 853. (d) Cho, B. T.; Chun, Y. S. *Tetrahedron: Asymmetry* **1992**, *3*, 337. (e) Cho, B. T.; Chun, Y. S. *J. Chem. Soc., Perkin Trans. 1* **1990**, 3200. (f) Tillyer, R. D. et al. *Tetrahedron Lett.* **1995**, *36*, 4337. (g) Ryu, D. H.; Corey, E. J. *J. Am. Chem. Soc.* **2003**, *125*, 6388.



**Scheme 1**

### (R)-(+)-2-Methyl-CBS-oxazaborolidine

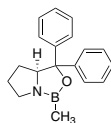
C<sub>18</sub>H<sub>20</sub>BNO  
FW 277.17  
[112022-83-0]



649317-1G	1 g
649317-10G	10 g

### (S)-(-)-2-Methyl-CBS-oxazaborolidine

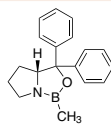
C<sub>18</sub>H<sub>20</sub>BNO  
FW 277.17  
[112022-81-8]



649309-1G	1 g
649309-10G	10 g

### (R)-(+)-2-Methyl-CBS-oxazaborolidine solution

C<sub>18</sub>H<sub>20</sub>BNO  
FW 277.17  
[112022-83-0]

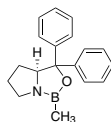


#### ► 1 M in toluene

457698-5ML	5 mL
457698-25ML	25 mL

### (S)-(-)-2-Methyl-CBS-oxazaborolidine solution

C<sub>18</sub>H<sub>20</sub>BNO  
FW 277.17  
[112022-81-8]

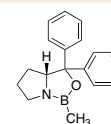


#### ► 1 M in toluene

457701-5ML	5 mL
457701-25ML	25 mL

### (R)-(+)-2-Methyl-CBS-oxazaborolidine solution

C<sub>18</sub>H<sub>20</sub>BNO  
FW 277.17  
[112022-83-0]

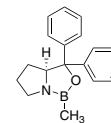


#### ► 1 M in tetrahydrofuran

674656-5ML	5 mL
674656-25ML	25 mL

### (S)-(-)-2-Methyl-CBS-oxazaborolidine solution

C<sub>18</sub>H<sub>20</sub>BNO  
FW 277.17  
[112022-81-8]

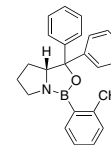


#### ► 1 M in tetrahydrofuran

674648-5ML	5 mL
674648-25ML	25 mL

### (R)-(+)-*o*-Tolyl-CBS-oxazaborolidine solution

C<sub>24</sub>H<sub>24</sub>BNO  
FW 353.26  
[865812-10-8]

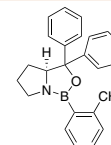


#### ► 0.5 M in toluene

654299-5ML	5 mL
654299-25ML	25 mL

### (S)-(-)-*o*-Tolyl-CBS-oxazaborolidine solution

C<sub>24</sub>H<sub>24</sub>BNO  
FW 353.26  
[463941-07-3]



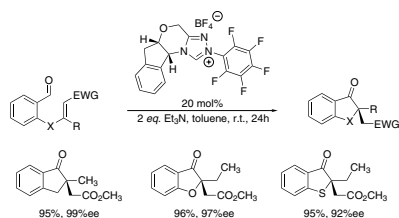
#### ► 0.5 M in toluene

654302-5ML	5 mL
654302-25ML	25 mL

## N-Heterocyclic Carbene (NHC) Compounds

### Roivis Catalysts

Roivis has demonstrated that triazolium salt **667080** in the presence of a base can act as an N-heterocyclic carbene organocatalyst<sup>1</sup> in highly enantioselective intramolecular Stetter reactions<sup>2</sup> in highly enantioselective intramolecular Stetter reactions.<sup>2</sup> The Stetter reaction (conjugate addition of an aldehyde to an  $\alpha,\beta$ -unsaturated compound) is a superb method for the construction of 1,4-dicarbonyl compounds bearing quaternary stereocenters (**Scheme 1**).

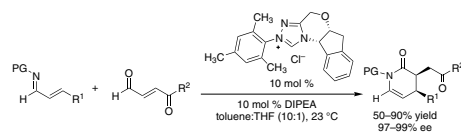


**Scheme 1**

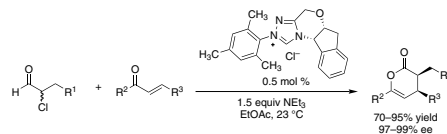
### Bode Catalysts

Beginning in 2004, Bode and co-workers extended the use of NHCs as organocatalysts by developing new approaches to the catalytic generation of reactive species including activated carboxylates, homoenolates, and enolates. Critical to the success of these processes is an N-mesityl substituent on an imidazolium or triazolium NHC precursor. These novel catalysts and reactions make possible a new generation of highly enantioselective annulations from simple starting materials under mild reaction conditions, usually at room temperature and without added reagents. For example, chiral **683973** catalyzes an inverse-electron demand Diels–Alder reaction of activated enals and  $\alpha,\beta$ -unsaturated imines to afford *cis*-dihydropyridinones with outstanding selectivity (**Scheme 2**).<sup>3</sup> The use of  $\alpha$ -chloro aldehydes as starting materials is viable, and also makes possible enantioselective annulations with enones using less than 1 mol % of the chiral NHC catalysts (**Scheme 3**).<sup>4</sup> These catalysts promote highly enantioselective cyclopentene-forming annulations of simple enals and activated enones (**Scheme 4**).<sup>5</sup> Achiral catalyst **688487** is also useful for redox esterifications and amidations of  $\alpha$ -functionalized aldehydes.<sup>6</sup>

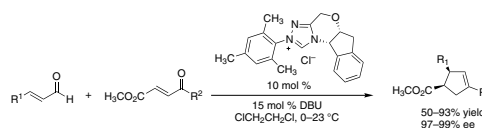
\*Bode Catalysts are sold in collaboration with BioBlocks, Inc.



**Scheme 2**



**Scheme 3**

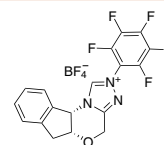


**Scheme 4**

**References:** (1) For a review on NHC organocatalysts, see: Marion, N.; Díez-González, S.; Nolan, S. P. *Angew. Chem. Int. Ed.* **2007**, *46*, 2. (2) Kerr, M. S.; Roivis, T. *J. Am. Chem. Soc.* **2004**, *126*, 8876. (3) He, M.; Struble, J. R.; Bode, J. W. *J. Am. Chem. Soc.* **2006**, *128*, 8418. (4) He, M.; Ue, G. J.; Bode, J. W. *J. Am. Chem. Soc.* **2006**, *128*, 15088. (5) Chiang, P.-C.; Kaeobamrung, J.; Bode, J. W. *J. Am. Chem. Soc.* **2007**, *129*, 3520. (6) Sohn, S. S.; Bode, J. W. *Angew. Chem., Int. Ed.* **2006**, *45*, 6021.

**5a(R),10b(S)-5a,10b-Dihydro-2-(pentafluorophenyl)-4H,6H-indeno[2,1-b][1,2,4]triazolo[4,3-d][1,4]oxazinium tetrafluoroborate, 97%**

C<sub>18</sub>H<sub>11</sub>BF<sub>9</sub>N<sub>3</sub>O  
FW 467.10  
[872143-57-2]

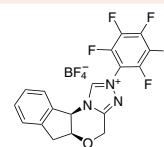


674788-250MG

250 mg

**5a(S),10b(R)-5a,10b-Dihydro-2-(pentafluorophenyl)-4H,6H-indeno[2,1-b][1,2,4]triazolo[4,3-d][1,4]oxazinium tetrafluoroborate, 97%**

C<sub>18</sub>H<sub>11</sub>BF<sub>9</sub>N<sub>3</sub>O  
FW 467.10  
[740816-14-2]

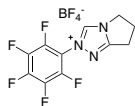


667080-250MG

250 mg

**6,7-Dihydro-2-pentafluorophenyl-5H-pyrrolo[2,1-c]-1,2,4-triazolium tetrafluoroborate, 97%** NEW

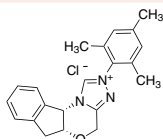
C<sub>11</sub>H<sub>7</sub>BF<sub>9</sub>N<sub>3</sub>  
FW 362.99  
[862095-91-8]



683701-100MG	100 mg
683701-500MG	500 mg

**(5aR,10bS)-5a,10b-Dihydro-2-(2',2,4',6'-trimethylphenyl)-4H,6H-indeno[2,1-b]-1,2,4-triazolo[4,3-d]-1,4-oxazinium chloride monohydrate, 97%** NEW

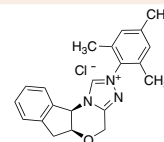
C<sub>21</sub>H<sub>22</sub>ClN<sub>3</sub>O  
FW 367.87  
[903571-02-8]



683973-100MG	100 mg
683973-250MG	250 mg

**(5aS,10bR)-5a,10b-Dihydro-2-(2',4',6'-trimethylphenyl)-4H,6H-indeno[2,1-b]-1,2,4-triazolo[4,3-d]-1,4-oxazinium chloride monohydrate, 97%** NEW

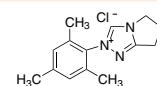
C<sub>21</sub>H<sub>22</sub>ClN<sub>3</sub>O  
FW 367.87



683981-100MG	100 mg
683981-250MG	250 mg

**2-Mesityl-2,5,6,7-tetrahydropyrrolo[2,1-c][1,2,4]triazol-4-ium chloride, 97%** NEW

C<sub>14</sub>H<sub>18</sub>ClN<sub>3</sub>  
FW 263.77

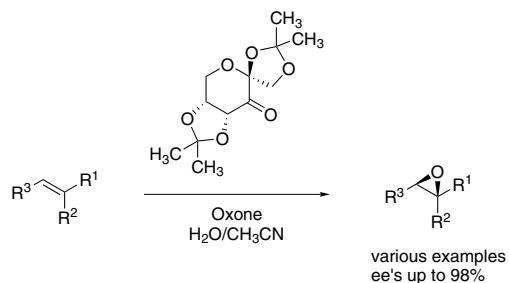


688487-100MG	100 mg
688487-250MG	250 mg

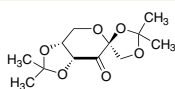
**Shi Epoxidation Catalyst**

This organocatalyst is able to epoxidize *trans* alkenes and certain *cis* alkenes with good to excellent yields and selectivities.

**Reference:** (1) Wang, Z.-X.; Tu, Y.; Frohn, M.; Zhang, J.-R.; Shi, Y. *J. Am. Chem. Soc.* **1997**, *119*, 11224.

**1,2:4,5-Di-O-isopropylidene-β-D-erythro-2,3-hexodiulo-2,6-pyranose, 98%**

C<sub>12</sub>H<sub>18</sub>O<sub>6</sub>  
FW 258.27  
[18422-53-2]



520160-1G	1 g
520160-5G	5 g

**Comprehensive Books and Reviews**

- (1) *Enantioselective Organocatalysis: Reactions and Experimental Procedures*; Dalco, P. I., Ed.; Wiley-VCH: Weinheim, 2007.
- (2) Berkessel, A.; Gröger, H. *Asymmetric Organocatalysis – From Biomimetic Concepts to Powerful Methods for Asymmetric Synthesis*; Wiley-VCH: Weinheim, 2005. (Aldrich Prod. No. **Z704113**)
- (3) Pellissier, H. *Tetrahedron* **2007**, *63*, 9267.
- (4) Gaunt, M. J.; Johansson, C. C. C.; McNally, A.; Vo, N. T.; *Drug Discovery Today* **2007**, *12*, 8.
- (5) De Figueiredo, R. M.; Christmann, M. *Eur. J. Org. Chem.* **2007**, *16*, 2575.
- (6) Marion, N.; Díez-González, S.; Nolan, S. P. *Angew. Chem. Int. Ed.* **2007**, *46*, 2988.
- (7) Lelais, G.; MacMillan, D. W. C. *Aldrichimica Acta* **2006**, *39*, 79.
- (8) *Asymmetric Organocatalysis. ChemFiles* **2006**, 6(4).
- (9) Taylor, M. S.; Jacobsen, E. N. *Angew. Chem. Int. Ed.* **2006**, *45*, 1520.
- (10) Akiyama, T.; Itoh, J.; Fuchibe, K. *Adv. Synth. Cat.* **2006**, *348*, 999.
- (11) List, B. *Chem. Commun.* **2006**, 819.
- (12) Kocovsky, P.; Malkov, A. V., Eds.; *Tetrahedron Symposia-in-print: Asymmetric Organocatalysis* **2006**, *62*, 243.
- (13) Seayad, J.; List, B. *Org. Biomol. Chem.* **2005**, *3*, 719.
- (14) Houk, K. N.; List, B. *Acc. Chem. Res.* **2004**, *37*, 487.
- (15) Dalco, P. I.; Moisan, L. *Angew. Chem. Int. Ed.* **2004**, *43*, 5138.
- (16) Dalco, P. I.; Moisan, L. *Angew. Chem. Int. Ed.* **2001**, *40*, 3726.

# Simplify Discovery Chemistry with ChemDose®



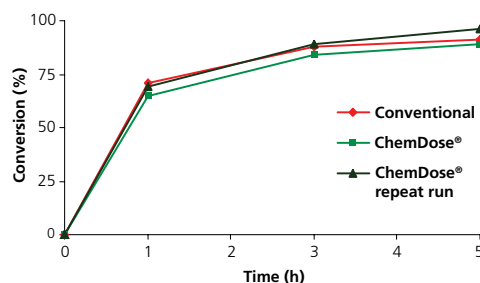
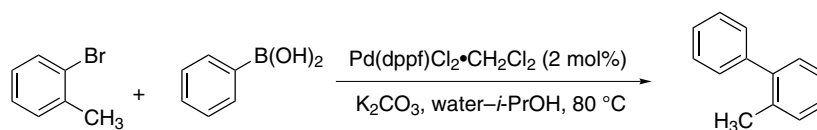
X-Phos Pd(OAc)<sub>2</sub> Pd(dppf)Cl<sub>2</sub>•CH<sub>2</sub>Cl<sub>2</sub> PEPPSI™-IPr PdCl<sub>2</sub>(PPh<sub>3</sub>)<sub>2</sub> Pd<sub>2</sub>(dba)<sub>3</sub> HATU

(Sampling of available tablets)

## Fast, Accurate, and Convenient Dosing of Catalysts and Reagents

ChemDose® is a novel High-Throughput Screening (HTS) technology allowing for the use of chemical reagents and catalysts in the form of tablets. Co-developed with Reaxa Ltd., the ~5 millimeter tablets are composed of a chemically inert magnesium aluminosilicate matrix, together with an absorbed reagent or catalyst. Upon exposure to solvents, the reagent or catalyst readily dissolves out, leaving behind an easily removed insoluble tablet.<sup>1</sup>

- Convenient handling and dispensing of reagents and catalysts;
- Eliminates the tedious weighing process for milli- and micromolar chemical quantities;
- Simple reaction workup: inert tablet easily removed upon completion of reaction;
- Consistent chemical loadings of tablets, controlled release rates, microwave compatible;
- Virtually no “learning curve” when using ChemDose®.



For more information visit [sigma-aldrich.com/chemdose](http://sigma-aldrich.com/chemdose).

Reference (1) Ruhland, T. et al. *J. Comb. Chem.* **2007**, *9*, 301.



**Argentina**

SIGMA-ALDRICH DE ARGENTINA S.A.  
Free Tel: 0810 888 7446  
Tel: (+54) 11 4556 1472  
Fax: (+54) 11 4552 1698

**Australia**

SIGMA-ALDRICH PTY LTD.  
Free Tel: 1800 800 097  
Free Fax: 1800 800 096  
Tel: (+61) 2 9841 0555  
Fax: (+61) 2 9841 0500

**Austria**

SIGMA-ALDRICH HANDELS GmbH  
Tel: (+43) 1 605 81 10  
Fax: (+43) 1 605 81 20

**Belgium**

SIGMA-ALDRICH NV/SA.  
Free Tel: 0800 14747  
Free Fax: 0800 14745  
Tel: (+32) 3 899 13 01  
Fax: (+32) 3 899 13 11

**Brazil**

SIGMA-ALDRICH BRASIL LTDA.  
Free Tel: 0800 701 7425  
Tel: (+55) 11 3732 3100  
Fax: (+55) 11 5522 9895

**Canada**

SIGMA-ALDRICH CANADA LTD.  
Free Tel: 1800 565 1400  
Free Fax: 1800 265 3858  
Tel: (+1) 905 829 9500  
Fax: (+1) 905 829 9292

**China**

SIGMA-ALDRICH (SHANGHAI)  
TRADING CO. LTD.  
Free Tel: 800 819 3336  
Tel: (+86) 21 6141 5566  
Fax: (+86) 21 6141 5567

**Czech Republic**

SIGMA-ALDRICH spol. s r. o.  
Tel: (+420) 246 003 200  
Fax: (+420) 246 003 291

**Denmark**

SIGMA-ALDRICH DENMARK A/S  
Tel: (+45) 43 56 59 10  
Fax: (+45) 43 56 59 05

**Finland**

SIGMA-ALDRICH FINLAND OY  
Tel: (+358) 9 350 9250  
Fax: (+358) 9 350 92555

**France**

SIGMA-ALDRICH CHIMIE S.à.r.l.  
Free Tel: 0800 211 408  
Free Fax: 0800 031 052  
Tel: (+33) 474 82 28 00  
Fax: (+33) 474 95 68 08

**Germany**

SIGMA-ALDRICH CHEMIE GmbH  
Free Tel: 0800 51 55 000  
Free Fax: 0800 64 90 000  
Tel: (+49) 89 6513 0  
Fax: (+49) 89 6513 1160

**Greece**

SIGMA-ALDRICH (O.M.) LTD.  
Tel: (+30) 210 994 8010  
Fax: (+30) 210 994 3831

**Hungary**

SIGMA-ALDRICH Kft  
Ingyenes zöld telefon: 06 80 355 355  
Ingyenes zöld fax: 06 80 344 344  
Tel: (+36) 1 235 9055  
Fax: (+36) 1 235 9050

**India**

SIGMA-ALDRICH CHEMICALS  
PRIVATE LIMITED  
Telephone  
Bangalore: (+91) 80 6621 9600  
New Delhi: (+91) 11 4165 4255  
Mumbai: (+91) 22 2570 2364  
Hyderabad: (+91) 40 4015 5488  
Fax  
Bangalore: (+91) 80 6621 9650  
New Delhi: (+91) 11 4165 4266  
Mumbai: (+91) 22 2579 7589  
Hyderabad: (+91) 40 4015 5466

**Ireland**

SIGMA-ALDRICH IRELAND LTD.  
Free Tel: 1800 200 888  
Free Fax: 1800 600 222  
Tel: (+353) 1 404 1900  
Fax: (+353) 1 404 1910

**Israel**

SIGMA-ALDRICH ISRAEL LTD.  
Free Tel: 1 800 70 2222  
Tel: (+972) 8 948 4100  
Fax: (+972) 8 948 4200

**Italy**

SIGMA-ALDRICH S.r.l.  
Numero Verde: 800 827018  
Tel: (+39) 02 3341 7310  
Fax: (+39) 02 3801 0737

**Japan**

SIGMA-ALDRICH JAPAN K.K.  
Tel: (+81) 3 5796 7300  
Fax: (+81) 3 5796 7315

**Korea**

SIGMA-ALDRICH KOREA  
Free Tel: (+82) 80 023 7111  
Free Fax: (+82) 80 023 8111  
Tel: (+82) 31 329 9000  
Fax: (+82) 31 329 9090

**Malaysia**

SIGMA-ALDRICH (M) SDN. BHD  
Tel: (+60) 3 5635 3321  
Fax: (+60) 3 5635 4116

**Mexico**

SIGMA-ALDRICH QUÍMICA, S.A. de C.V.  
Free Tel: 01 800 007 5300  
Free Fax: 01 800 712 9920  
Tel: 52 722 276 1600  
Fax: 52 722 276 1601

**The Netherlands**

SIGMA-ALDRICH CHEMIE BV  
Free Tel: 0800 022 9088  
Free Fax: 0800 022 9089  
Tel: (+31) 78 620 5411  
Fax: (+31) 78 620 5421

**New Zealand**

SIGMA-ALDRICH NEW ZEALAND LTD.  
Free Tel: 0800 936 666  
Free Fax: 0800 937 777  
Tel: (+61) 2 9841 0555  
Fax: (+61) 2 9841 0500

**Norway**

SIGMA-ALDRICH NORWAY AS  
Tel: (+47) 23 17 60 60  
Fax: (+47) 23 17 60 50

**Poland**

SIGMA-ALDRICH Sp. z o.o.  
Tel: (+48) 61 829 01 00  
Fax: (+48) 61 829 01 20

**Portugal**

SIGMA-ALDRICH QUÍMICA, S.A.  
Free Tel: 800 202 180  
Free Fax: 800 202 178  
Tel: (+351) 21 924 2555  
Fax: (+351) 21 924 2610

**Russia**

SIGMA-ALDRICH RUS, LLC  
Tel: +7 (495) 621 6037  
+7 (495) 621 5828  
Fax: +7 (495) 621 5923

**Singapore**

SIGMA-ALDRICH PTE. LTD.  
Tel: (+65) 6779 1200  
Fax: (+65) 6779 1822

**South Africa**

SIGMA-ALDRICH  
SOUTH AFRICA (PTY) LTD.  
Free Tel: 0800 1100 75  
Free Fax: 0800 1100 79  
Tel: (+27) 11 979 1188  
Fax: (+27) 11 979 1119

**Spain**

SIGMA-ALDRICH QUÍMICA, S.A.  
Free Tel: 900 101 376  
Free Fax: 900 102 028  
Tel: (+34) 91 661 99 77  
Fax: (+34) 91 661 96 42

**Sweden**

SIGMA-ALDRICH SWEDEN AB  
Tel: (+46) 8 742 4200  
Fax: (+46) 8 742 4243

**Switzerland**

SIGMA-ALDRICH CHEMIE GmbH  
Free Tel: 0800 80 00 80  
Free Fax: 0800 80 00 81  
Tel: (+41) 81 755 2828  
Fax: (+41) 81 755 2815

**United Kingdom**

SIGMA-ALDRICH COMPANY LTD.  
Free Tel: 0800 717 181  
Free Fax: 0800 378 785  
Tel: (+44) 1747 833 000  
Fax: (+44) 1747 833 313  
SAFC (UK) Free Tel: 01202 712305

**United States**

SIGMA-ALDRICH  
P.O. Box 14508  
St. Louis, Missouri 63178  
Toll-Free: 800 325 3010  
Toll-Free Fax: 800 325 5052  
Call Collect: (+1) 314 771 5750  
Tel: (+1) 314 771 5765  
Fax: (+1) 314 771 5757

**Internet**

sigma-aldrich.com



Printed on Recycled Paper —  
A Worldwide Operation with a Global Commitment

**World Headquarters**

3050 Spruce St., St. Louis, MO 63103  
(314) 771-5765  
sigma-aldrich.com

**Order/Customer Service** (800) 325-3010 • Fax (800) 325-5052

**Technical Service** (800) 325-5832 • sigma-aldrich.com/techservice

**Development/Bulk Manufacturing Inquiries SAFC™** (800) 244-1173

©2007 Sigma-Aldrich Co. All rights reserved. SIGMA, SAFC, SAFC, SIGMA-ALDRICH, ALDRICH, FLUKA, and SUPELCO are trademarks belonging to Sigma-Aldrich Co. and its affiliate Sigma-Aldrich Biotechnology, L.P. Sigma brand products are sold through Sigma-Aldrich, Inc. Sigma-Aldrich, Inc. warrants that its products conform to the information contained in this and other Sigma-Aldrich publications. Purchaser must determine the suitability of the product(s) for their particular use. Additional terms and conditions may apply. Please see reverse side of the invoice or packing slip.

JRF  
02752-504740  
0107

**Mixed Sources**

Product group from well-managed  
forests, controlled sources and  
recycled wood or fiber  
www.fsc.org Cert no. SGS-COC-003338  
© 1996 Forest Stewardship Council



Accelerating Customers' Success through Leadership in Life Science, High Technology and Service

**SIGMA-ALDRICH™**

Sigma-Aldrich  
3050 Spruce Street  
St. Louis, MO 63103 USA  
sigma-aldrich.com