

# ACCESSORIES

## GeNunc Tubes for Amplification

### Features and Benefits

- Optimized for liquid phase PCR
- GeNunc tubes and caps are made of virgin polypropylene which can withstand temperatures from -20 °C to +122 °C
- Available in 0.2 ml strips or as 0.2 ml and 0.5 ml individual tubes
- V-shaped tubes with uniformly thin walls
- Dome-shaped lids for good contact with heated lids of cyclers
- Compatible with most 0.2 ml and 0.5 ml thermal cycler formats
- Offers uniform heat transmission for maximum yield
- Certified RNase and DNase free



| Product                | Product Description                             | Quantity                          |
|------------------------|---|-----------------------------------|
| <a href="#">T_0322</a> | PCR Tube Strips, 0.2 ml with matching cap strip | 1 case (600 each)<br>120 each     |
| <a href="#">T_0447</a> | PCR Tubes, 0.2 ml with attached caps            | 1 case (10,000 each)<br>1000 each |
| <a href="#">T_0572</a> | PCR Tubes, 0.5 ml with attached caps            | 1000 each                         |

## GeNunc Tube Tray and Holder

### Features and Benefits

- Standard 96 MicroWell format to hold 0.2 ml PCR tubes, strips or Nunc 96-well Amplification Plates
- Plate compatible with automated handling systems
- Removable tray can be fitted directly into the thermal cycler
- Compatible with V-bottom 0.2 ml tube block thermal cycler formats of major manufacturers
- Alphanumerically marked for sample identification
- Tray fits holder in only one way to make orientation easy
- Can be used as a storage system
- Stackable space saving units with lid lugs for stability during storage
- Chemically resistant to weak acids and alcohols




| Product                | Product Description  | Quantity         |
|------------------------|----------------------|------------------|
| <a href="#">P_4366</a> | Tube Tray and Holder | 1 each<br>5 each |

## PCR multiwell plates, 96-well

Virgin polypropylene, fully autoclavable, and certified DNase- and RNase-free. Wells have thin walls for rapid temperature equilibration and reduced cycle time.

A rigid top plate (included) minimizes plate distortion, assures a dependable fit with the thermal cycler, and allows for leak-proof seal with Micro-Mats or Cap Strips. Each well has a capacity of 200 µl.




| Product                   | Product Description                               | Quantity |
|---------------------------|---|----------|
| <a href="#">Z37,490-3</a> | PCR multiwell plates, 96-well<br>Pkg of 25 plates | 2 pkg    |

# ACCESSORIES

## PCR multiwell plates, 384-well


Plates are skirted for compatibility with automation systems. Wells have raised rims to ensure contact with sealing film and reduce evaporation. Each well has a capacity of 40  $\mu$ l and a working volume of 25  $\mu$ l.



| Product                   | Product Description                                | Quantity |
|---------------------------|--|----------|
| <a href="#">Z37,491-1</a> | PCR multiwell plates, 384-well<br>Pkg of 50 plates | 1 pkg    |

## Micro mats for PCR plates

Molded to fit standard 96-well plates, these mats have 96 dimples on each side to facilitate placement and return condensate to reaction mixture. When used with a screw- or clip-down thermal cycler lid, provides 100% sealing. Fully autoclavable, reversible, reusable up to 50 times.



| Product                   | Product Description       | Quantity |
|---------------------------|---------------------------|----------|
| <a href="#">Z37,493-8</a> | Micro mats for PCR plates | 5 each   |

## Sealing film for 96-well multiwell plates

Sheets are precut to fit standard multiwell plates; both film and adhesive are inert and compatible with microplate procedures. Adhesive forms a tight, waterproof seal, preventing cross-contamination and evaporation. ThermalSeal is polypropylene-based, pressure-resistant, and thermostable from  $-40$  to  $+125$   $^{\circ}$ C. Excellent for sensitive PCR applications, it is manufactured RNase- and DNase-free.



| Product                   | Product Description           | Quantity |
|---------------------------|-------------------------------|----------|
| <a href="#">Z36,967-5</a> | ThermalSeal film, non-sterile | 100 each |
| <a href="#">Z36,968-3</a> | ThermalSeal film, sterile     | 100 each |

## PCR microtubes, PurePak

Reaching into a bulk bag of tubes can cause contamination; PurePak packaging solves this problem by dividing tubes into ten separate PurePaks. PurePaks can be opened as needed to protect unused tubes from contamination. Thin walled tubes are precision-molded with premium, non-wettable polypropylene and receive multi-point, quality inspections to ensure unsurpassed performance. Certified RNase-, DNase- and pyrogen-free. Clear, non-sterile.

| Product                | Product Description   | Quantity        |
|------------------------|---|-----------------|
| <a href="#">P_3114</a> | Flat caps (thin wall)<br>Size: 0.2 ml volume<br>Case of 10 packs<br>Pack of 1000 tubes                                  | 1 pkg<br>1 case |
| <a href="#">P_3239</a> | Dome caps (thin wall)<br>Size: 0.2 ml volume<br>Case of 10 packs<br>Pack of 1000 tubes                                  | 1 pkg<br>1 case |
| <a href="#">P_3489</a> | 8 tube strips with strip caps (thin wall)<br>Size: 0.2 ml volume<br>Case of 10 packs<br>Pack of 120 strips (of 8 tubes) | 1 pkg<br>1 case |
| <a href="#">P_3364</a> | Flat caps (thin wall)<br>Size: 0.5 ml volume<br>Pack of 1000 tubes  | 1 pkg           |

# ACCESSORIES

## PCR microtubes

All polypropylene, thin-walled for efficient thermal transfer and shorter cycle times; fits all leading thermal cyclers including Applied Biosystems, Biometra, MJ Research, Techne, Grant, and Stratagene (0.65 ml only). All are fully autoclavable and certified DNase- and RNase-free. All tolerate organic solvent reactions and temperatures from -4 to 121 °C.



| Product                   | Product Description   | Quantity        |
|---------------------------|---|-----------------|
| <a href="#">Z37,487-3</a> | Size: 0.2 ml<br>Each tube has an individual flip cap<br>Case of 4 pkg<br>Pkg of 250 tubes   | 1 pkg<br>1 case |
| <a href="#">Z37,488-1</a> | Size: 0.65 ml<br>Each tube has an individual flip cap<br>Case of 4 pkg<br>Pkg of 250 tubes  | 1 pkg<br>1 case |
| <a href="#">Z37,496-2</a> | Strip tubes: 0.2 ml<br>Strips of eight tubes connected with double bridges to avoid accidental separation. Caps also are in strips of eight. Can be cut apart to use individually if desired.<br>Pkg of 250 strips (2,000 tubes and caps) | 1 pkg           |

## Pierceable cap strips for PCR tubes

Caps in strips of eight; the center of each cap can be pierced with a hypodermic needle for quick sample removal without generating aerosols or other sources of cross-contamination. Caps can be used with 0.2 ml PCR strip tubes and 96-well plates.




| Product                   | Product Description   | Quantity |
|---------------------------|---|----------|
| <a href="#">Z37,495-4</a> | Pierceable cap strips For PCR tubes<br>Pkg of 120 strips (960 caps) | 1 pkg    |

## BOOKS

### Molecular Cloning: A Laboratory Manual, 3rd ed., Vols. 1, 2 and 3

*J.F. Sambrook, D.W. Russell, and N. Irwin, Cold Spring Harbor Laboratory Press, Cold Spring Harbor, NY, 2000, 2100 pp., Soft cover*

In this new edition, authors Joe Sambrook and David Russell have completely updated the book, revising every protocol and adding a mass of new material, to broaden its scope and maintain its unbeatable value for studies in genetics, molecular cell biology, developmental biology, microbiology, neuroscience, and immunology. As in earlier editions, this is the only manual that explains how to achieve success in cloning and provides a wealth of information about why techniques work, how they were first developed, and how they have evolved. It includes 240 laboratory protocols in DNA science in which over 35% were created especially for this edition, along with coverage of bioinformatics and DNA microarrays.




| Product                | Product Description  | Quantity |
|------------------------|--|----------|
| <a href="#">M 8265</a> | Molecular Cloning: A Laboratory Manual, 3rd ed., Vols. 1, 2 and 3<br>ISBN: 0-87969-577-3 | 1 set    |

### Differential Display: A Practical Approach

*R.A. Leslie and H.A. Robertson, Oxford University Press, Oxford, England, 2000, 288 pp., Soft cover*

Making sense of the enormous amount of data being generated by various genome projects, especially the human genome project, is an extremely challenging task. Understanding the ways in which genes are differentially expressed in various tissues and cell types, throughout ontogenetic development and in pathological processes, will go a long way towards understanding the function of all these "new" genes and their protein products. This book explains in detail how to perform the technique of RT-PCR Differential Display in various kinds of experimental biological systems.




| Product                | Product Description   | Quantity |
|------------------------|---|----------|
| <a href="#">D 2186</a> | Differential Display: A Practical Approach<br>ISBN: 0-19-963758-X | 1 each   |

### DNA Sequencing Protocols, 2nd ed.

*C.A. Graham and A.J.M. Hill, Humana Press, 2001, 244 pp., Soft cover*

Major advances have made PCR-based semiautomated fluorescent sequencing the norm. This new edition provides up-to-date PCR-based methods for DNA sequencing, many suitable for human genome sequencing and mutation detection in human disease. It offers new material on automated DNA sequencers, capillary DNA sequencers, heterozygote mutation detection, web-based sequencing databases and genome sequencing sites, and the human genome project. It offers easy-to-follow methods that will improve the accuracy and quality of DNA sequences obtained by smaller laboratories and help lay the foundation for molecular diagnostics. Methods in Molecular Biology Series #167



| Product                | Product Description                                      | Quantity |
|------------------------|--|----------|
| <a href="#">D 4814</a> | DNA Sequencing Protocols, 2nd ed.<br>ISBN: 0-896-03721-5 | 1 each   |

Order: 1.800.325.3010 Technical Service: 1.800.325.5832

Related PCR Reagents  
and Accessories




## BOOKS

### PCR Applications: Protocols for Functional Genomics

M.A. Innis, D.H. Gelfand, and J.J. Sninsky, Academic Press, San Diego, CA, 1999, 584 pp., Soft cover

From ready mutation of DNA/RNA to speedy analysis of tens of thousands of nucleotide sequences, PCR Applications examines the latest developments in this field. It includes statistical refinement of primer design parameters, techniques used in microscopic tissue samples, such as single cell PCR, whole cell PCR, laser capture microdissection, and *in situ* PCR. The manual discusses techniques that focus on gene discovery, genomics, and DNA array technology.




| Product                | Product Description  | Quantity |
|------------------------|--|----------|
| <a href="#">P 4609</a> | PCR Applications: Protocols for Functional Genomics<br>ISBN: 0-12-372186-5 | 1 each   |

### PCR Cloning Protocols, 2nd ed.

B.Y. Chan and H.W. Janes, Humana Press, 2002, 421 pp., Comb bound

This edition updates and expands Bruce White's best-selling "PCR Protocols" (1997) with the newest procedures for DNA cloning and mutagenesis. Here the researcher will find readily reproducible methods for all the major aspects of PCR use, including PCR optimization, computer programs for PCR primer design and analysis, and novel variations for cloning genes of special characteristics or origin, with emphasis on long PCR and GC-rich template amplification.

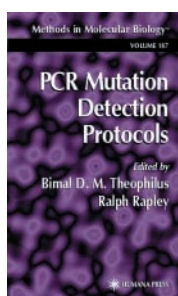


| Product                | Product Description                                   | Quantity |
|------------------------|---|----------|
| <a href="#">P 8117</a> | PCR Cloning Protocols, 2nd ed.<br>ISBN: 0-89603-973-0 | 1 each   |

### PCR Mutation Detection Protocols

B.D. Theophilus and R. Rapley, Humana Press, 2002, 224 pp, Hard cover

This book provides biological and clinical investigators with a comprehensive collection of new, recent, and updated PCR-based screening methods suitable for detecting the presence of both known and novel mutations. The methods cover point mutations (e.g., ASO-PCR, SSCP, DGGE, chemical cleavage), deletions (multiplex PCR, FISH, blotting), non-sense mutations (PTT), and more. The new techniques of DNA array analysis, along with such recently developed experimental methods as conformation-sensitive gel electrophoresis, are also included. Methods in Molecular Biology #187.



| Product                | Product Description                                     | Quantity |
|------------------------|---|----------|
| <a href="#">P 8867</a> | PCR Mutation Detection Protocols<br>ISBN: 0-89603-617-0 | 1 each   |