



uPA Activity Assay Kit

Cat. No. ECM600

**FOR RESEARCH USE ONLY
Not for use in diagnostic procedures**

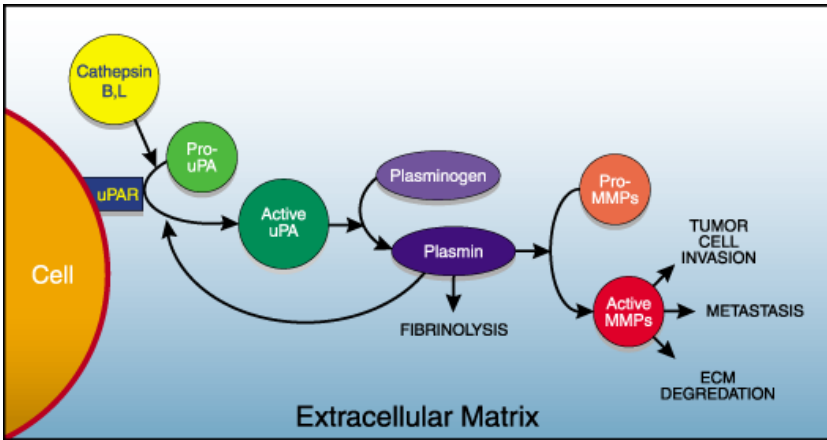
USA & Canada

Phone: +1(800) 437-7500 • Fax: +1 (951) 676-9209 • Europe +44 (0) 23 8026 2233
Australia +61 3 9839 2000 • Germany +49-6192-207300 • ISO Registered Worldwide
www.chemicon.com • custserv@chemicon.com • techserv@chemicon.com

Introduction

Urokinase-type Plasminogen Activator (uPA) is a 52 kDa serine protease which has been implicated in a number of physiological and pathological processes, including tissue remodeling¹, angiogenesis², fibrinolysis and tumor spread. When bound to its cell surface receptor, uPA is converted from the single chain pro-form uPA to the active 2-chain HMW-uPA. uPA has been shown to play a role in basement membrane degradation, via a cascade involving activation of plasminogen and the matrix metalloproteinases³. Inhibitors of uPA have been shown to slow primary tumor growth and metastasis^{4,7}.

The CHEMICON uPA Activity Assay Kit provides a quick, efficient and sensitive system for evaluation of uPA activity and for screening of uPA inhibitors. The assay is colorimetric and does not require radioactivity or fluorescence equipment. The assay is sensitive over a range of 0.05-50 units of uPA activity.



Test Principle

The CHEMICON uPA Activity Assay Kit utilizes a chromogenic substrate, which is cleaved by active uPA. Addition of this substrate to a uPA-containing sample results in a colored product, detectable by its Optical Density at 405nm (OD405).

Application

The CHEMICON uPA Assay Kit is ideal for measurement of uPA activity in purified preparations and cell culture, as well as in serum where pathological conditions such as sepsis exist. The assay is also useful for screening inhibitors of the enzymatic activity of uPA.

Each CHEMICON uPA Activity Assay Kit contains sufficient reagents for the evaluation of 96 samples, including uPA from human urine as a positive control. Duplicate or triplicate samples are suggested.

The CHEMICON uPA Activity Assay Kit is intended for research use only; not for diagnostic or therapeutic applications.

Kit Components

1. uPA Positive Control: (Part No. 90058) One lyophilized vial, 1000 units, of uPA from human urine.
2. Chromogenic Substrate: (Part No. 90057) One 5 mg bottle of Tripeptide with pNA group.
3. Assay Buffer, 10X: (Part No. 90091) One 5 mL bottle.

Materials Not Supplied

1. Single or Multichannel Pipette and disposable tips
2. Microplate reader (405 nm)
3. 37°C incubator
4. Clean 96-well microplate for performing incubations.

Assay Instructions

1. Rehydrate uPA positive control with 1 mL deionized H₂O. Following rehydration, aliquot and freeze at -70°C.
2. To each well of a clean 96-well plate, add 10-160 µL of uPA-containing sample or positive control to each well, depending on expected uPA levels.
3. Add sufficient deionized water to bring total volume to 160 µL.
4. Add 20 µL of the Assay Buffer to each well.
5. Rehydrate the Chromogenic Substrate with 2 mL deionized H₂O. Store reconstituted substrate at 2-8°C.
6. Add 20 µL of the Chromogenic Substrate to each well.
7. Incubate at 37°C for 10 minutes-24 hours. Note: Longer incubation is required for samples with low uPA levels.
8. Read Absorbance on a standard microplate reader at 405 nm.

Standard Curve

The following table shows volumes to be used to make a standard curve with the enclosed uPA positive control. This table should be used as a reference only.

uPA Units	uPA Standard (µL)	Deionized H₂O ((µL)	Assay Buffer ((µL)	Substrate ((µL)	Total Volume ((µL)
40	40	120	20	20	200
20	20	140	20	20	200
10	10	150	20	20	200
5.0	5.0	155	20	20	200
2.5	2.5	157.5	20	20	200
1.25	1.25	158.75	20	20	200
0.625	0.625	159.375	20	20	200
0.0	0.0	160	20	20	200

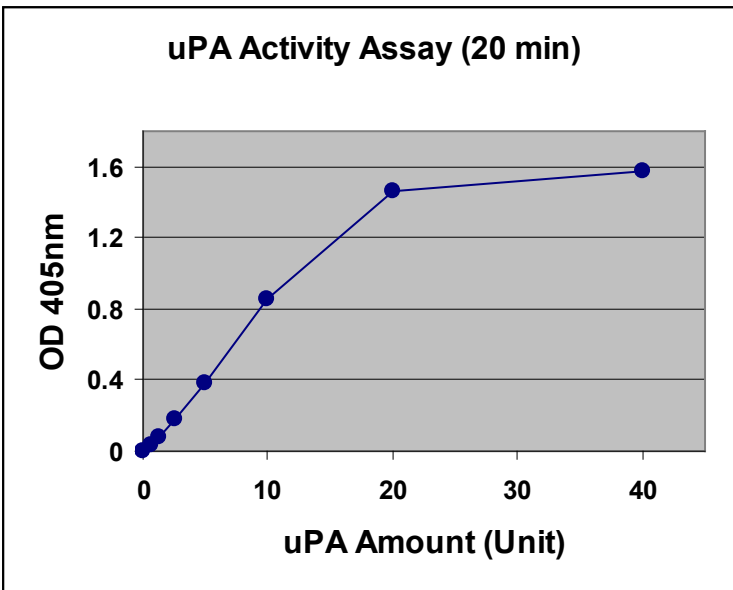
Storage

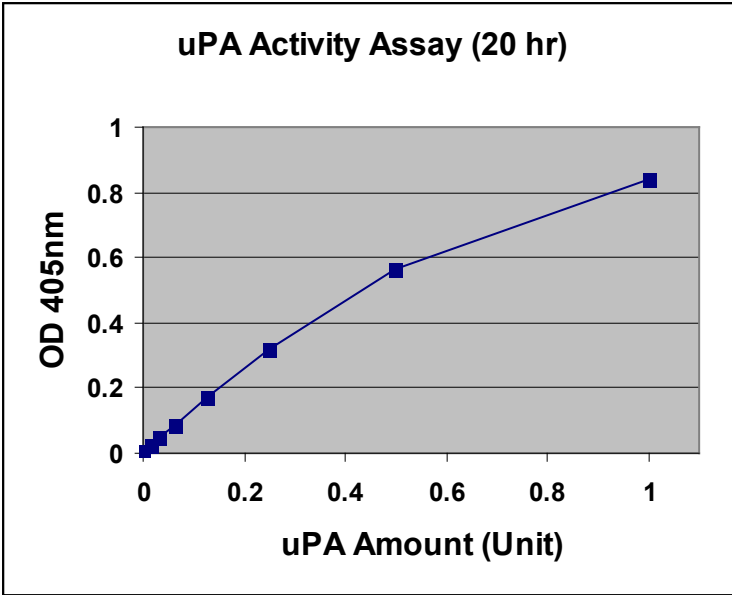
Store kit materials at -20°C for up to 6 months. After reconstitution, store uPA positive control at -70°C and substrate at 2 - 8°C.

Calculation of results

Optical Density values obtained with the CHEMICON uPA Activity Assay Kit may be compared with known standards or other test samples to obtain relative activities. uPA Control provided with the kit is useful as a positive control for quantitative purposes.

The following charts illustrate typical results upon dilution of the uPA Positive Control contained in the kit. One should use the data below for reference only. This data should not be used to interpret actual assay results.





References

1. Leirisalo-Repo, M. (1994) *Pharmacol. Toxicol.* **75** Suppl 2:1-3.
2. Chapman, H. (1997) *Current Opinion in Cell Biology* **9**:714-724.
3. Huang, S., et al. (2000) *J. Biol. Chem.* **275** (16):12266-12277.
4. Aznavoorian, S., et al. (1993) *Cancer* **71**:1368-1383.
5. Stetler-Stevenson, W.G., et al., (1993) *Annu. Rev. Cell Biol.* **9**:541-573.
6. Vassalli, J-D., and Pepper, M.S. (1994) *Nature* **370**, 14-15.
7. Sato, H., et al. (1994) *Nature* **370**:61-65.

Warranty

EMD Millipore Corporation (“EMD Millipore”) warrants its products will meet their applicable published specifications when used in accordance with their applicable instructions for a period of one year from shipment of the products. **EMD MILLIPORE MAKES NO OTHER WARRANTY, EXPRESSED OR IMPLIED. THERE IS NO WARRANTY OF MERCHANTABILITY OR FITNESS FOR A PARTICULAR PURPOSE.** The warranty provided herein and the data, specifications and descriptions of EMD Millipore products appearing in EMD Millipore’s published catalogues and product literature may not be altered except by express written agreement signed by an officer of EMD Millipore. Representations, oral or written, which are inconsistent with this warranty or such publications are not authorized and if given, should not be relied upon.

In the event of a breach of the foregoing warranty, EMD Millipore Corporation’s sole obligation shall be to repair or replace, at its option, the applicable product or part thereof, provided the customer notifies EMD Millipore Corporation promptly of any such breach. If after exercising reasonable efforts, EMD Millipore Corporation is unable to repair or replace the product or part, then EDM Millipore shall refund to the Company all monies paid for such applicable Product. **EMD MILLIPORE CORPORATION SHALL NOT BE LIABLE FOR CONSEQUENTIAL, INCIDENTAL, SPECIAL OR ANY OTHER DAMAGES RESULTING FROM ECONOMIC LOSS OR PROPERTY DAMAGE SUSTAINED BY ANY COMPANY CUSTOMER FROM THE USE OF ITS PRODUCTS.**

Unless otherwise stated in our catalog or other company documentation accompanying the product(s), our products are intended for research use only and are not to be used for any other purpose, which includes but is not limited to, unauthorized commercial uses, in vitro diagnostic uses, ex vivo or in vivo therapeutic uses or any type of consumption or application to humans or animals.

(c) 2009 - 2016: Merck KGaA, Darmstadt. All rights reserved. No part of these works may be reproduced in any form without permission in writing

Cat. No. ECM600

August 2016
Version 6: 41074