

For life science research only.
Not for use in diagnostic procedures.



N-Acetyl- β -D-Glucosaminidase Control (NAG Control) from beef kidney

 **Version: 16**

Content Version: November 2021

Lyophilized

Cat. No. 11 164 368 001 3 x 1 ml

Store the product at +2 to +8°C.

1.	General Information	3
1.1.	Contents	3
1.2.	Storage and Stability	3
	Storage Conditions (Product)	3
	Reconstitution	3
1.3.	Application	3
2.	How to Use this Product	3
2.1.	Parameters	3
	Volume Activity	3
3.	Supplementary Information	4
3.1.	Conventions	4
3.2.	Changes to previous version	4
3.3.	Trademarks	4
3.4.	License Disclaimer	4
3.5.	Regulatory Disclaimer	4
3.6.	Safety Data Sheet	4
3.7.	Contact and Support	4

1. General Information

1.1. Contents

Vial / bottle	Label	Function / description	Content
1	N-Acetyl- β -D-Glucosaminidase Control	Each bottle is for 1 ml control solution.	3 bottles

1.2. Storage and Stability

Storage Conditions (Product)

When stored at +2 to +8°C, the product is stable through the expiry date printed on the label.

Vial / bottle	Label	Storage
1	N-Acetyl- β -D-Glucosaminidase Control	Store at +2 to +8°C. ⚠ Keep protected from light.

Reconstitution

- 1 Dissolve the contents of one bottle with 1 ml double-distilled water.
- 2 Close the bottle and wait 5 minutes.
- 3 Dissolve the contents completely by gently swirling.
⚠ Avoid foaming.
- 4 The solution is stable for at least 1 month stored at +2 to +8°C.
⚠ Keep protected from light.

1.3. Application

Control solution for the determination of NAG activity in urine research samples with the aid of the Test-Combination N-Acetyl- β -D-Glucosaminidase.

2. How to Use this Product

2.1. Parameters

Volume Activity









The activity of the NAG control is approximately 9 mU N-acetyl- β -D-Glucosaminidase from beef kidney per ml.

i For exact value, see the label.

3. Supplementary Information

3.1. Conventions

To make information consistent and easier to read, the following text conventions and symbols are used in this document to highlight important information:

Text convention and symbols	
 <i>Information Note: Additional information about the current topic or procedure.</i>	
 Important Note: Information critical to the success of the current procedure or use of the product.	
   etc.	Stages in a process that usually occur in the order listed.
   etc.	Steps in a procedure that must be performed in the order listed.
* (Asterisk)	The Asterisk denotes a product available from Roche Diagnostics.

3.2. Changes to previous version

Layout changes.
Editorial changes.

3.3. Trademarks

All product names and trademarks are the property of their respective owners.

3.4. License Disclaimer

For patent license limitations for individual products please refer to:
List of biochemical reagent products.

3.5. Regulatory Disclaimer

For life science research only. Not for use in diagnostic procedures.

3.6. Safety Data Sheet

Please follow the instructions in the Safety Data Sheet (SDS).

3.7. Contact and Support

To ask questions, solve problems, suggest enhancements or report new applications, please visit our **Online Technical Support Site.**

To call, write, fax, or email us, visit **sigma-aldrich.com**, and select your home country. Country-specific contact information will be displayed.

