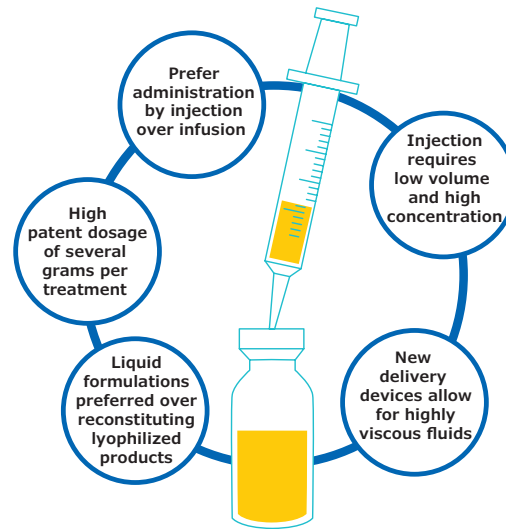


Pellicon® 3 Cassettes with High Viscosity Feed Screen

Achieve higher targeted concentrations

The ability to process higher concentration therapeutic proteins is needed to develop therapies that can be administered by injection. Historically, these therapies have been administered by infusion. However, for patients, injections are much easier to administer and offer greater lifestyle convenience. For clinicians, high concentration injectables eliminate the need to reconstitute powder into liquid.

Higher concentration processes have more viscous feedstreams resulting in higher processing pressures. This pressure increase is the most important factor affecting the ability to achieve high final product concentrations.



Market Trends

High Viscosity TFF

Pellicon® 3 Cassettes with Ultracel® and Biomax® 30kD Membrane utilizing D screen geometry are engineered to efficiently process higher viscosity products. These cassettes can achieve higher concentration therapeutic proteins formulations by maximizing mass transfer and managing the pressure drop created by higher viscosity, as shown in Figures 1 and 2. The Pellicon® 3 Cassettes utilizing our D screen geometry are able to achieve higher viscosity and higher concentrations under existing processing limits and conditions.

- Pressure drop within operating specifications
- Higher flux than more open-channel devices, therefore reducing process time
- Engineered for use with current system design capabilities and existing equipment
- Reduces the feed channel pressure drop with minimal impact to mass transfer and flux

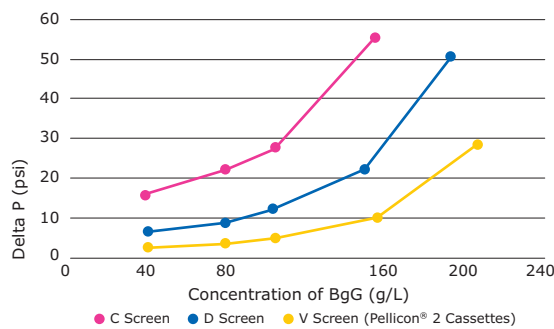


Figure 1. Pressure Drop Screen Comparison of Pellicon® 3 Cassettes with Ultracel® Membrane.

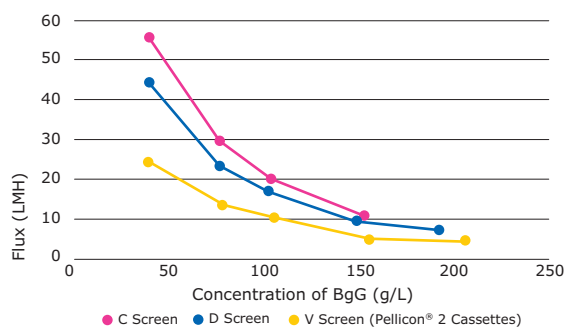


Figure 2. Flux Screen Comparison of Pellicon® 3 Cassettes with Ultracel® Membrane.

Figure 3.
Pressure Drop
Screen Comparison
of Pellicon® 3
Cassettes with
Biomax® Membrane.

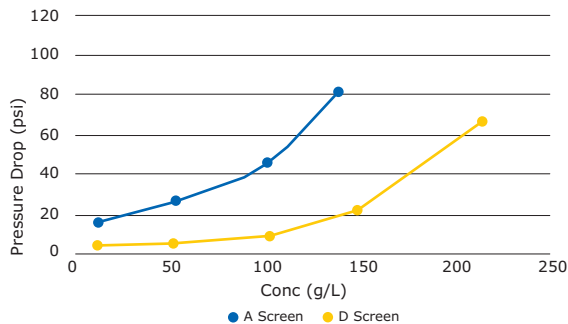
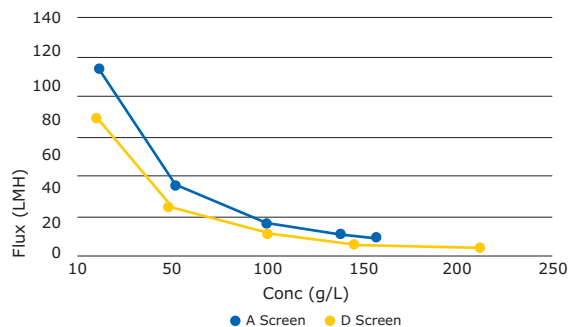


Figure 4.
Flux Screen
Comparison of
Pellicon® 3 Cassettes
with Biomax®
Membrane.



Conclusion

From small-scale to full-scale production, Pellicon® 3 Cassettes with Ultracel® and Biomax® Membrane utilizing D screen geometry are ideally suited for applications with high fouling mAb, recombinant proteins, plasma and vaccine process streams. The streamlined design allows operators to quickly and easily handle, install and remove Pellicon® 3 Cassettes. The materials of construction are compatible with a broad range of chemical cleaning agents that many TFF systems require to ensure proper sanitization.



For additional information,
please visit EMDMillipore.com.

To place an order or receive technical assistance,
please visit EMDMillipore.com/contactPS

MilliporeSigma
400 Summit Drive
Burlington, MA 01803

