

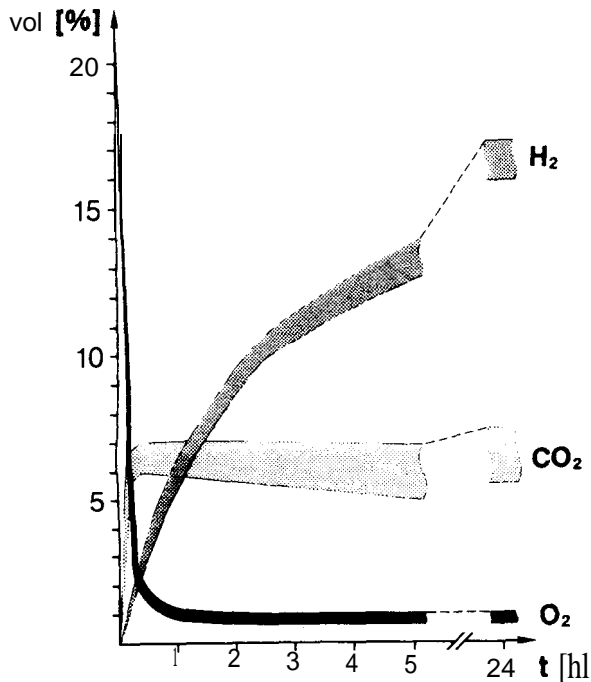
1.13679.

Microbiology**Anaerocult® IS**

CONTENTS 25 Anaerocult® IS
25 Special incubation bags

APPLICATION Agas generating system for the anaerobic incubation of identification Systems and susceptibility tests.

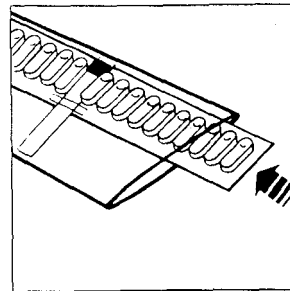
PRINCIPLE Anaerocult® IS contains components that chemically bind any oxygen present within a short space of time and also release carbon dioxide thus creating an anaerobic atmosphere.



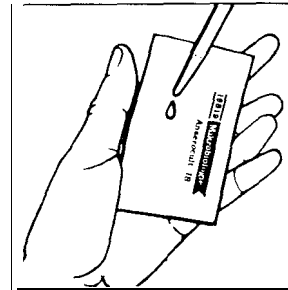
COMPOSITION Kieselguhr
Iron powder
Citric acid
Sodium carbonate

DIRECTIONS Anaerocult® IS is placed in the special incubation bag together with the agar identification system or 1-2 microtitre plates and the anaerobiosis indicator Anaerotest® (Cat. No. 1.13675.).

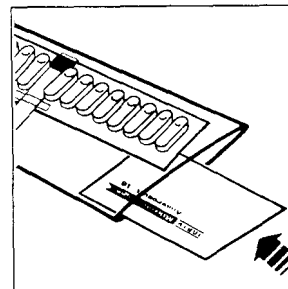
FOR IN VITRO DIAGNOSTIC USE

PROCEDURE

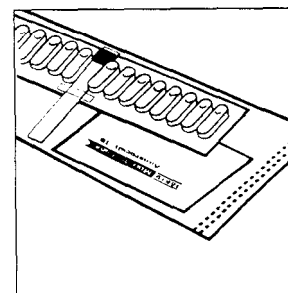
1 Moisten the reaction zone of Anaerocult® with water and stick the anaerobiosis indicator on to the identification system or microtitre plate (the reaction zone must hang freely in the open space) (Fig. 1). Place the identification system (e.g. Api 20 A*) or microtitre plate (for an identification/susceptibility test) in the special incubation bag (Fig. 1).



2 Moisten Anaerocult® IS with 6 ml water (Fig. 2).



3 Place the moistened Anaerocult® IS immediately in the special incubation bag (Fig. 3).



4 Seal the special incubation bag with a foil sealing device (it is advisable to make 2 seals)** (Fig. 4).

STABILITY See expiry date.

STORAGE Seal tightly and protect from moisture (seal the plastic bag well after removing Anaerocult® IS). Recommended storage temperature: +15°C ↔ +25°C

* Supplier: Api BioMérieux

** Anaerobiosis is indicated by the colour change of the Anaerotest®-strip from blue to white within 4 hours.



EM SCIENCE
A Division of EM Industries, Inc.
480 S. Democrat Road
Gibbstown, NJ 08027
1-800-222-0342

*Anaerocult and Anaerotest are registered trademarks of E. Merck, 64271 Darmstadt, Germany